



LES PIANOS GASTRONOMES

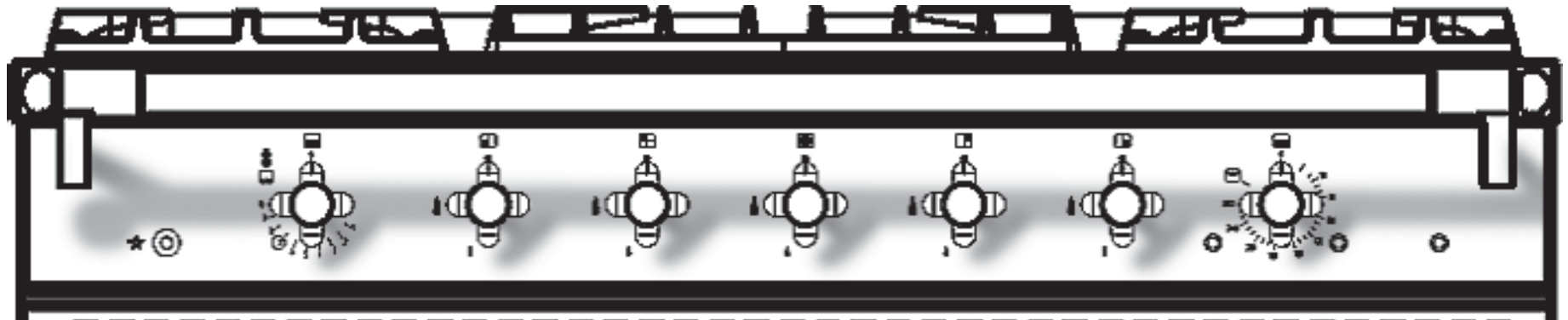
Price schedule 2026


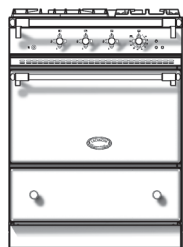
SOMMAIRE

3		<i>“Classic”</i>
RANGES 700 MM TO 1000 MM		
4	5	CORMATIN <i>“Classic”</i> / RULLY <i>“Classic”</i>
6	7	BEAUNE <i>“Classic”</i> / BUSSY <i>“Classic”</i>
8	11	CLUNY <i>“Classic”</i> / CLUNY GRAND CHEF <i>“Classic”</i> / CHAGNY <i>“Classic”</i>
12	13	VOLNAY <i>“Classic”</i> / VOUGEOT <i>“Classic”</i>
RANGES 1000 MM TO 1500 MM		
14	15	CHASSAGNE <i>“Classic”</i>
16	17	CHAMBERTIN <i>“Classic”</i>
18	19	SAULIEU <i>“Classic”</i> / SAVIGNY <i>“Classic”</i>
20	23	CLUNY 1400 <i>“Classic”</i> - G/D
24	27	CLUNY GRAND CHEF1400 <i>“Classic”</i> - G/D
28	31	CHAGNY 1400 <i>“Classic”</i> - G/D
32	33	SULLY <i>“Classic”</i>
34	35	FONTENAY <i>“Classic”</i>
36	37	CITEAUX <i>“Classic”</i>
RANGES 1800 MM TO 2200 MM		
38	39	CLUNY 1800 <i>“Classic”</i>
40	41	CLUNY GRAND CHEF 1800 <i>“Classic”</i>
42	43	CHAGNY <i>“Classic”</i>
44	44	SULLY 1800 <i>“Classic”</i> - G/D
48	49	SULLY 2200 <i>“Classic”</i>


51	52	VOLUME & OVEN DIMENSIONS
53	56	ACCESSORIES & OPTIONAL EQUIPEMENTS
57		RACKS & SHEETPANS
58		SALAMANDER
61		ENAMEL COLORS

“Classic”

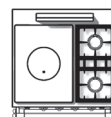




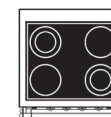
3- Gas burners (LG)



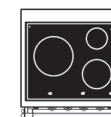
4- Gas burners (LG)



Tradition (LCF)



Radiant hob 4-rings (LVTR)





Induction hob 3 rings (LVI)

A. Select the hob configuration and oven type(s).


	Ref.	Price	Ref.	Price	Ref.	Price	Ref.	Price	Ref.	Price
1 gas oven (4 kW)	<input type="checkbox"/> LG 731 G	82 500 :-	<input type="checkbox"/> LG 741 G	84 000 :-	<input type="checkbox"/> LCF 731 G	85 600 :-				
1 multifunction electric oven (2,95 kW)	<input type="checkbox"/> LG 731 CT	83 900 :-	<input type="checkbox"/> LG 741 CT	85 500 :-	<input type="checkbox"/> LCF 731 CT	87 000 :-	<input type="checkbox"/> LVTR 741 CT	98 300:-	<input type="checkbox"/> LVI 731 CT	105 700:-

B. Select colour finish, trims, nature of gas and/or voltage.

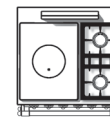
Color	Ref.	Price	Trims & handles	Ref.	Price	Height (adjustable)	Ref.	Price	Gas type/Voltage	Ref.	Price
Satin black	<input type="checkbox"/> Standard	0	Brass	<input type="checkbox"/> Standard	0	900/914 mm	LRF 7-900	<input type="checkbox"/> 1 600 :-	LPG	LPG	<input type="checkbox"/>
Other colors	<input type="checkbox"/> LOC 701	9000 :-	Chrome	<input type="checkbox"/> LF 701 CR	2 900 :-	915/929 mm	LRF 7-915	<input type="checkbox"/> 5 500 :-	Natural Gas	NG	<input type="checkbox"/>
Millesime colors	<input type="checkbox"/> LOC 701 ML	10 700 :-	Chrome mat	<input type="checkbox"/> LF 701 CM	2 900 :-	930/940 mm	Standard	<input type="checkbox"/> 0	230 V Single phase		<input type="checkbox"/>
Designation			Brushed Stainless Steel	<input type="checkbox"/> LF 701 S	2 900 :-	945/959 mm	LRF 7-945	<input type="checkbox"/> 6 000 :-	400 V Triple phase		<input type="checkbox"/>
			Nickel	<input type="checkbox"/> LF 701 N	2 900 :-	960/974 mm	LRF 7-960	<input type="checkbox"/> 7 700 :-	2X Single phase (> 9 kW)		<input type="checkbox"/> 2 800 :-



3- Gas burners (LG)



4- Gas burners (LG)



Tradition (LCF)

A. Select the hob configuration and oven type(s).

	Ref.	Price	Ref.	Price	Ref.	Price
1 electric oven with broiler (2,85 kW) 1 electric multifunction oven with grill (2,95 kW)	<input type="checkbox"/> LG 732 CT	98 500 :-	<input type="checkbox"/> LG 742 CT	99 900 :-	<input type="checkbox"/> LCF 732 CT	101 500 :-

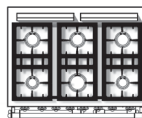
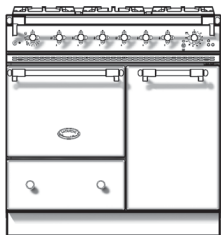
B. Select colour finish, trims, nature of gas and/or voltage.

Color	Ref.	Price
Satin black	<input type="checkbox"/> Standard	0
Other colors	<input type="checkbox"/> LOC 702	9 000 :-
Millesime colors	<input type="checkbox"/> LOC 702 ML	10 700 :-
Designation		

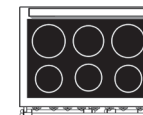
Trims & handles	Ref.	Price
Brass	<input type="checkbox"/> Standard	0 :-
Chrome	<input type="checkbox"/> LF 702 CR	2900 :-
Chrome mat	<input type="checkbox"/> LF 702 CM	2900 :-
Brushed Stainless Steel	<input type="checkbox"/> LF 702 S	2900 :-
Nickel	<input type="checkbox"/> LF 702 N	2900 :-

Height (adjustable)	Ref.	Price
900/914 mm	LRF 7-900	<input type="checkbox"/> 1600: -
915/929 mm	LRF 7-915	<input type="checkbox"/> 5 500: -
930/940 mm	Standard	<input type="checkbox"/> 0
945/959 mm	LRF 7-945	<input type="checkbox"/> 6 000: -
960/974 mm	LRF 7-960	<input type="checkbox"/> 7 700: -

Gas type/Voltage	Ref.	Price
LPG	LPG	<input type="checkbox"/>
Natural Gas	NG	<input type="checkbox"/>
230 V Single phase		<input type="checkbox"/>
400 V Triple phase		<input type="checkbox"/>
2X Single phase (> 9 kW)		<input type="checkbox"/> 2 800 :-



6-Gas burners
(LG)

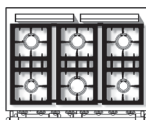
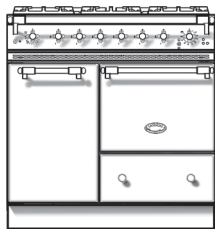


Induction hob
6-rings
(LVI)

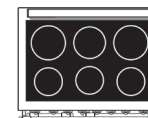
	Ref.	Price	Ref.	Price
1 gas oven (3,5 kW) and 1 vertical multifunction electric oven (2,65 kW)	<input type="checkbox"/> LG 962 GCT-G	108 800:-		
1 electric oven (2,2 kW) and 1 vertical multifunction electric oven (2,65 kW)	<input type="checkbox"/> LG 962 ECT-G	108 800:-	<input type="checkbox"/> LVI 962 ECT-G	124 800:-
1 electric multifunction oven (2,65 kW) and 1 vertical multifunction electric oven (2,65 kW)	<input type="checkbox"/> LG 962 CTCT-G	108 800:-	<input type="checkbox"/> LVI 962 CTCT-G	125 400:-

B. Select colour finish, trims, nature of gas and/or voltage.

Color	Ref.	Price	Trims & handles	Ref.	Price	Height (adjustable)	Ref.	Price	Gas type/Voltage	Ref.	Price
Satin black	<input type="checkbox"/> Standard	0	Brass	<input type="checkbox"/> Standard	0	900/914 mm	LRF 9-900	<input type="checkbox"/> 1 900:-	LPG	LPG	<input type="checkbox"/>
Other colors	<input type="checkbox"/> LOC 902	9 000:-	Chrome	<input type="checkbox"/> LF 902 CR	2 900:-	915/929 mm	LRF 9-915	<input type="checkbox"/> 5 500:-	Natural Gas	NG	<input type="checkbox"/>
Millesime colors	<input type="checkbox"/> LOC 902 ML	10 700:-	Chrome mat	<input type="checkbox"/> LF 902 CM	2 900:-	930/940 mm	Standard	<input type="checkbox"/> 0	230 V Single phase		<input type="checkbox"/>
Designation			Brushed Stainless Steel	<input type="checkbox"/> LF 902 S	2 900:-	945/959 mm	LRF 9-945	<input type="checkbox"/> 6 000:-	400 V Triple phase		<input type="checkbox"/>
			Nickel	<input type="checkbox"/> LF 902 N	2 900:-	960/974 mm	LRF 9-960	<input type="checkbox"/> 7 700:-	2X Single phase (> 9 kW)		<input type="checkbox"/> 2 800:-



6-Gas burners (LG)




Induction hob 6-rings (LVI)

A. Select the hob configuration and oven type(s).

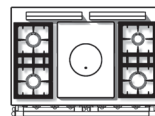
	Ref.	Price	Ref.	Price
1 gas oven (3,5 kW) and 1 vertical multifunction electric oven (2,65 kW)	<input type="checkbox"/> LG 962 GCT-D	108 800:-		
1 electric oven (2,2 kW) and 1 vertical multifunction electric oven (2,65 kW)	<input type="checkbox"/> LG 962 CTE-D	108 800:-	<input type="checkbox"/> LVI 962 CTE-D	124 800:-
1 electric multifunction oven (2,65 kW) and 1 vertical multifunction electric oven (2,65 kW)	<input type="checkbox"/> LG 962 CTCT-D	108 800:-	<input type="checkbox"/> LVI 962 CTCT-D	125 400:-

B. Select colour finish, trims, nature of gas and/or voltage.

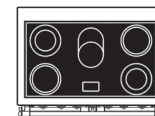
Color	Ref.	Price	Trims & handles	Ref.	Price	Height (adjustable)	Ref.	Price	Gas type/Voltage	Ref.	Price
Satin black	<input type="checkbox"/> Standard	0	Brass	<input type="checkbox"/> Standard	0	900/914 mm	LRF 9-900	<input type="checkbox"/> 1 900:-	LPG	LPG	<input type="checkbox"/>
Other colors	<input type="checkbox"/> LOC 902	9 000:-	Chrome	<input type="checkbox"/> LF 902 CR	2 900:-	915/929 mm	LRF 9-915	<input type="checkbox"/> 5 500:-	Natural Gas	NG	<input type="checkbox"/>
Millesime colors	<input type="checkbox"/> LOC 902 ML	10 700:-	Chrome mat	<input type="checkbox"/> LF 902 CM	2 900:-	930/940 mm	Standard	<input type="checkbox"/> 0	230 V Single phase		<input type="checkbox"/>
Designation			Brushed Stainless Steel	<input type="checkbox"/> LF 902 S	2 900:-	945/959 mm	LRF 9-945	<input type="checkbox"/> 6 000:-	400 V Triple phase		<input type="checkbox"/>
			Nickel	<input type="checkbox"/> LF 902 N	2 900:-	960/974 mm	LRF 9-960	<input type="checkbox"/> 7 700 :-	2X Single phase (> 9 kW)		<input type="checkbox"/> 2 800 :-



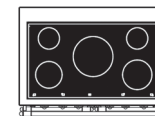
5- Gas burners
(LG)



Tradition
(LCF)



Radiant hob
5-rings
(LVTR)




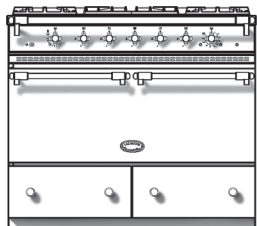
Induction hob
5-rings
(LVI)

A. Select the hob configuration and oven type(s).

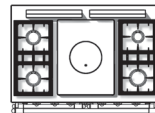
	Ref.	Price	Ref.	Price	Ref.	Price	Ref.	Price
2 gas ovens (3,5 kW)	<input type="checkbox"/> LG 1052 GG	111 500:-	<input type="checkbox"/> LCF 1052 GG	114 500:-				
1 gas oven (3,5 kW) and 1 electric oven w/grill (2,2 kW)	<input type="checkbox"/> LG 1052 GE	110 900:-	<input type="checkbox"/> LCF 1052 GE	113 800:-				
2 electric ovens w/grill (2 x 2,2 kW)	<input type="checkbox"/> LG 1052 EE	110 300:-	<input type="checkbox"/> LCF 1052 EE	113 200:-	<input type="checkbox"/> LVTR 1052 EE	135 900:-	<input type="checkbox"/> LVI 1052 EE	137 900:-
1 gas oven (3,5 kW) and 1 electric convection oven w/grill (2,65 kW)	<input type="checkbox"/> LG 1052 GCT	111 500:-	<input type="checkbox"/> LCF 1052 GCT	114 400:-				
1 electric oven (2,2 kW) and 1 electric convection oven w/grill (2,65 kW)	<input type="checkbox"/> LG 1052 ECT	110 700:-	<input type="checkbox"/> LCF 1052 ECT	113 600:-	<input type="checkbox"/> LVTR 1052 ECT	136 400:-	<input type="checkbox"/> LVI 1052 ECT	138 400:-
2 electric convection ovens w/grill (2,65 kW)	<input type="checkbox"/> LG 1052 CTCT	111 400:-	<input type="checkbox"/> LCF 1052 CTCT	114 300:-	<input type="checkbox"/> LVTR 1052 CTCT	137 000:-	<input type="checkbox"/> LVI 1052 CTCT	139 000:-

B. Select colour finish, trims, nature of gas and/or voltage.

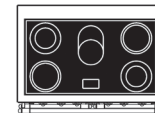
Color	Ref.	Price	Trims & handles	Ref.	Price	Height (adjustable)	Ref.	Price	Gas type/Voltage	Ref.	Price
Satin black	<input type="checkbox"/> Standard	0:-	Brass	<input type="checkbox"/> Standard	0:-	900/914 mm	LRF 10-900	<input type="checkbox"/> 2 200:-	LPG	<input type="checkbox"/>	
Other colors	<input type="checkbox"/> LOC 1052	11 200:-	Chrome	<input type="checkbox"/> LF 1052 CR	3 300:-	915/929 mm	LRF 10-915	<input type="checkbox"/> 5 400:-	Natural Gas	<input type="checkbox"/>	
Millesime colors	<input type="checkbox"/> LOC 1052 ML	13 300:-	Chrome mat	<input type="checkbox"/> LF 1052 CM	3 300:-	930/940 mm	Standard	<input type="checkbox"/> 0:-	230 V Single phase	<input type="checkbox"/>	
Designation			Brushed Stainless Steel	<input type="checkbox"/> LF 1052 S	3 300:-	945/959 mm	LRF 10-945	<input type="checkbox"/> 5 800:-	400 V Triple phase	<input type="checkbox"/>	
			Nickel	<input type="checkbox"/> LF 1052 N	3 300:-	960/974 mm	LRF 10-960	<input type="checkbox"/> 7 700:-	2X Single phase (> 9 kW)	<input type="checkbox"/>	2 800:-



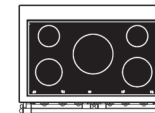
5-Gas burners
(LG)



Tradition
(LCF)



Radiant hob
5-rings
(LVTR)




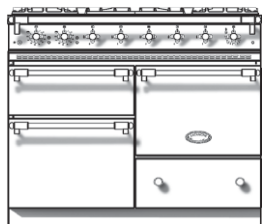
Induction hob
5-rings
(LVI)

A. Select the hob configuration and oven type(s).

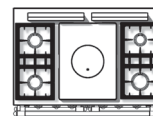
	Ref.	Price	Ref.	Price	Ref.	Price	Ref.	Price
1 gas oven (7 kW)	<input type="checkbox"/> LG 1051 BG	143 100:-	<input type="checkbox"/> LCF 1051 BG	146 300:-				
1 convection electric oven with grill (4,8 kW)	<input type="checkbox"/> LG 1051 BCT	144 200:-	<input type="checkbox"/> LCF 1051 BCT	147 300:-	<input type="checkbox"/> LVTR 1051 BCT	169 800:-	<input type="checkbox"/> LVI 1051 BCT	171 700:-

B. Select colour finish, trims, nature of gas and/or voltage.

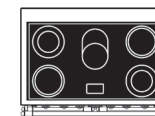
Color	Ref.	Price	Trims & handles	Ref.	Price	Height (adjustable)	Ref.	Price	Gas type/Voltage	Ref.	Price
Satin black	<input type="checkbox"/> Standard	0:-	Brass	<input type="checkbox"/> Standard	0:-	900/914 mm	LRF 10-900	<input type="checkbox"/> 2 200:-	LPG		<input type="checkbox"/>
Other color	<input type="checkbox"/> LOC 1051	11 200:-	Chrome	<input type="checkbox"/> LF 1051 CR	3 300:-	915/929 mm	LRF 10-915	<input type="checkbox"/> 5 400:-	Natural gas		<input type="checkbox"/>
Millesime colors	<input type="checkbox"/> LOC 1051 ML	13 300:-	Chrome mat	<input type="checkbox"/> LF 1051 CM	3 300:-	930/940 mm	Standard	<input type="checkbox"/> 0:-	230 V Single phase		<input type="checkbox"/>
Designation			Brushed Stainless Steel	<input type="checkbox"/> LF 1051 S	3 300:-	945/959 mm	LRF 10-945	<input type="checkbox"/> 5 800:-	400 V Triple phase		<input type="checkbox"/>
			Nickel	<input type="checkbox"/> LF 1051 N	3 300:-	960/974 mm	LRF 10-960	<input type="checkbox"/> 7 700:-	2X Single phase (> 9 kW)		<input type="checkbox"/> 2 800:-



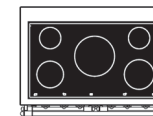
5- Gas burners (LG)



Tradition (LCF)



Radiant hob 5-rings (LVTR)




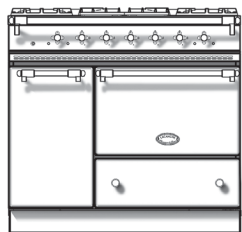
Induction hob 5-rings (LVI)

A. Select the hob configuration and oven type(s).

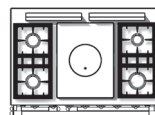
	Ref.	Price	Ref.	Price	Ref.	Price	Ref.	Price
1 electric oven w/broiler (2,4 kW) 1 gas oven (3,5 kW), 1 electric oven w/grill (2,2 kW)	<input type="checkbox"/> LG 1053 EG	121 500:-	<input type="checkbox"/> LCF 1053 EG	125 100:-				
1 electric oven w/broiler (2,4 kW) 2 electric ovens w/grill (2 x 2,2 kW)	<input type="checkbox"/> LG 1053 EE	120 500:-	<input type="checkbox"/> LCF 1053 EE	124 000:-	<input type="checkbox"/> LVTR 1053 EE	143 700:-	<input type="checkbox"/> LVI 1053 EE	151 900:-
1 electric oven w/broiler (2,4 kW) 1 gas oven (3,5 kW), 1 convection electric oven (2,65 kW)	<input type="checkbox"/> LG 1053 CTG	122 000:-	<input type="checkbox"/> LCF 1053 CTG	125 600:-				
1 electric oven w/broiler (2,4 kW) 1 electric oven (2,2kW), 1 convection electric oven (2,65 kW)	<input type="checkbox"/> LG 1053 ECT	120 900:-	<input type="checkbox"/> LCF 1053 ECT	124 500:-	<input type="checkbox"/> LVTR 1053 ECT	144 200:-	<input type="checkbox"/> LVI 1053 ECT	152 400:-
1 electric oven w/broiler (2,4 kW) 2 convection electric ovens (2,65 kW)	<input type="checkbox"/> LG 1053 CTCT	121 500:-	<input type="checkbox"/> LCF 1053 CTCT	125 200:-	<input type="checkbox"/> LVTR 1053 CTCT	144 800:-	<input type="checkbox"/> LVI 1053 CTCT	153 200:-

B. Select colour finish, trims, nature of gas and/or voltage.

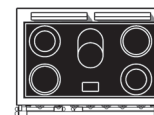
Color	Ref.	Price	Trims & handles	Ref.	Price	Height (adjustable)	Ref.	Price	Gas type/Voltage	Ref.	Price
Satin black	<input type="checkbox"/> Standard	0:-	Brass	<input type="checkbox"/> Standard	0:-	900/914 mm	LRF 10-900	<input type="checkbox"/> 2 200:-	LPG	<input type="checkbox"/>	
Other color	<input type="checkbox"/> LOC 1053	11 200:-	Chrome	<input type="checkbox"/> LF 1053 CR	3 300:-	915/929 mm	LRF 10-915	<input type="checkbox"/> 5 400:-	Natural gas	<input type="checkbox"/>	
Millesime colors	<input type="checkbox"/> LOC 1053 ML	13 300:-	Chrome mat	<input type="checkbox"/> LF 1053 CM	3 300:-	930/940 mm	Standard	<input type="checkbox"/> 0:-	230 V Single phase	<input type="checkbox"/>	
Designation			Brushed Stainless Steel	<input type="checkbox"/> LF 1053 S	3 300:-	945/959 mm	LRF 10-945	<input type="checkbox"/> 5 800:-	400 V Triple phase	<input type="checkbox"/>	
			Nickel	<input type="checkbox"/> LF 1053 N	3 300:-	960/974 mm	LRF 10-960	<input type="checkbox"/> 7 700:-	2X Single phase (> 9 kW)	<input type="checkbox"/>	2 800:-




5-Gas burners
(LG)



Tradition
(LCF)



Radiant hob
5-rings
(LVTR)




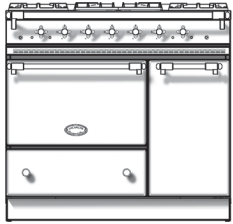
Induction hob
5-rings
(LVI)

A. Select the hob configuration and oven type(s).

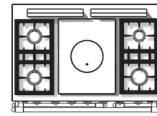
	Ref.	Price	Ref.	Price	Ref.	Price	Ref.	Price
1 gas oven (4 kW) w/ warming cupboard (0,95 kW)	<input type="checkbox"/> LG 1051 G-G	112 500:-	<input type="checkbox"/> LCF 1051 G-G	116 000:-				
1 multifunction electric oven w/ grill (2,95 kW) and warming cupboard (0,95 kW)	<input type="checkbox"/> LG 1051 CT-G	113 600:-	<input type="checkbox"/> LCF 1051 CT-G	117 700:-	<input type="checkbox"/> LVTR 1051 CT-G	136 200:-	<input type="checkbox"/> LVI 1051 CT-G	138 700:-

B. Select colour finish, trims, nature of gas and/or voltage.

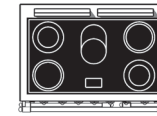
Color	Ref.	Price	Trims & handles	Ref.	Price	Height (adjustable)	Ref.	Price	Gas type/Voltage	Ref.	Price
Satin black	<input type="checkbox"/> Standard	0:-	Brass	<input type="checkbox"/> Standard	0:-	900/914 mm	LRF 10-900	<input type="checkbox"/> 2 200:-	LPG	<input type="checkbox"/>	
Other color	<input type="checkbox"/> LOC 1051	11 200:-	Chrome	<input type="checkbox"/> LF 1051 CR	3 300:-	915/929 mm	LRF 10-915	<input type="checkbox"/> 5 400:-	Natural gas	<input type="checkbox"/>	
Millesime colors	<input type="checkbox"/> LOC 1051 ML	13 300:-	Chrome mat	<input type="checkbox"/> LF 1051 CM	3 300:-	930/940 mm	Standard	<input type="checkbox"/> 0:-	230 V Single phase	<input type="checkbox"/>	
Designation			Brushed Stainless Steel	<input type="checkbox"/> LF 1051 S	3 300:-	945/959 mm	LRF 10-945	<input type="checkbox"/> 5 800:-	400 V Triple phase	<input type="checkbox"/>	
			Nickel	<input type="checkbox"/> LF 1051 N	3 300:-	960/974 mm	LRF 10-960	<input type="checkbox"/> 7 700:-	2X Single phase (> 9 kW)	<input type="checkbox"/>	2 800:-



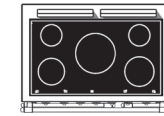
5-Gas burners
(LG)



Tradition
(LCF)



Radiant hob
5-rings
(LVTR)




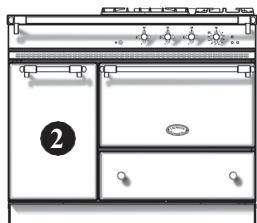
Induction hob
5-rings
(LVI)

A. Select the hob configuration and oven type(s).


	Ref.	Price	Ref.	Price	Ref.	Price	Ref.	Price
1 gas oven (4 kW) w/ warming cupboard (0,95 kW)	<input type="checkbox"/> LG 1051 G-D	112 500:-	<input type="checkbox"/> LCF 1051 G-D	116 000:-				
1 multifunction electric oven w/ grill (2,95 kW) and warming cupboard (0,95 kW)	<input type="checkbox"/> LG 1051 CT-D	113 600:-	<input type="checkbox"/> LCF 1051 CT-D	117 700:-	<input type="checkbox"/> LVTR 1051 CT-D	136 200:-	<input type="checkbox"/> LVI1051 CT-D	138 700:-

B. Select colour finish, trims, nature of gas and/or voltage.


Color	Ref.	Price	Trims & handles	Ref.	Price	Height (adjustable)	Ref.	Price	Gas type/Voltage	Ref.	Price
Satin black	<input type="checkbox"/> Standard	0:-	Brass	<input type="checkbox"/> Standard	0:-	900/914 mm	LRF 10-900	<input type="checkbox"/> 2 200:-	LPG	<input type="checkbox"/>	
Other color	<input type="checkbox"/> LOC 1051	11 200:-	Chrome	<input type="checkbox"/> LF 1051 CR	3 300:-	915/929 mm	LRF 10-915	<input type="checkbox"/> 5 400:-	Natural gas	<input type="checkbox"/>	
Millesime colors	<input type="checkbox"/> LOC 1051 ML	13 300:-	Chrome mat	<input type="checkbox"/> LF 1051 CM	3 300:-	930/940 mm	Standard	<input type="checkbox"/> 0:-	230 V Single phase	<input type="checkbox"/>	
Designation			Brushed Stainless Steel	<input type="checkbox"/> LF 1051 S	3 300:-	945/959 mm	LRF 10-945	<input type="checkbox"/> 5 800:-	400 V Triple phase	<input type="checkbox"/>	
			Nickel	<input type="checkbox"/> LF 1051 N	3 300:-	960/974 mm	LRF 10-960	<input type="checkbox"/> 7 700:-	2X Single phase (> 9 kW)	<input type="checkbox"/>	2 800:-




3- Gas burners
(LG)



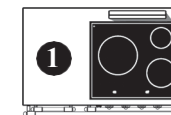
4- Gas burners
(LG)



Tradition
(LCF)



Radiant hob
4-rings
(LVTR)



Induction hob
3 rings
(LVI)

A. Select the hob configuration and oven type(s).

	Ref.	Price	Ref.	Price	Ref.	Price	Ref.	Price	Ref.	Price
1 gas oven (4 kW)	<input type="checkbox"/> LG 1131 G-G	120 000:-	<input type="checkbox"/> LG 1141 G-G	121 500:-	<input type="checkbox"/> LCF 1131 G-G	123 000:-				
1 multifunction electric oven w/ grill (2,95 kW)	<input type="checkbox"/> LG 1131 CT-G	121 500:-	<input type="checkbox"/> LG 1141 CT-G	123 000:-	<input type="checkbox"/> LCF 1131 CT-G	124 600:-	<input type="checkbox"/> LVTR 1141 CT-G	132 700:-	<input type="checkbox"/> LVI 1131 CT-G	137 700:-

B. Select one option position 1, left of the main hob.

	Ref.	Price		Ref.	Price		Ref.	Price
Neutral countertop	<input type="checkbox"/>	0:-	Plancha/Teppan Yaki - 2.2 kW	<input type="checkbox"/> LAE 010 TPK	26 900:-	2 induction rings <i>Cannot be installed next to tradition cookplate.</i>	<input type="checkbox"/> LAE 020 I	23 600:-
1 Gas burner - 5 kW	<input type="checkbox"/> LAG 010 UR	11 600:-	Electric deepfryer 6 L - 3.3 kW	<input type="checkbox"/> LAE 413 FR	28 600:-	2 radiant rings <i>Cannot be installed next to tradition cookplate.</i>	<input type="checkbox"/> LAE 020 VTR	19 800:-
2 Gas burners - 3 kW	<input type="checkbox"/> LAG 020 R	12 000:-	Gas grill - 4 kW	<input type="checkbox"/> LAG 010 CKG	30 200:-	Electric grill - 2.5 kW	<input type="checkbox"/> LAE 010 CKG	31 100:-
2 Gas burners - 4 kW	<input type="checkbox"/> LAG 024 R	13 200:-	Multicooker	<input type="checkbox"/> LAE 010 CVA	36 300:-			

C. Select neutral cupboard or warming oven, position 2.

Neutral cupboard	<input type="checkbox"/> NCL 001	0:-	Warming cupboard <i>Impossible with electric deepfryer and multicooker</i>	<input type="checkbox"/> ETL 001	6 700:-
------------------	----------------------------------	------------	---	----------------------------------	----------------

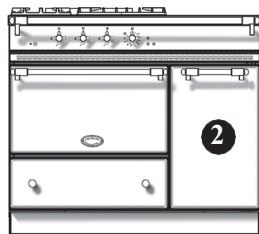
D. Select colour finish, trims, nature of gas and/or voltage.

Color	Ref.	Price
Satin black	<input type="checkbox"/> Standard	0:-
Other color	<input type="checkbox"/> LOC 1101	12 000:-
Millesime colors	<input type="checkbox"/> LOC 1101 ML	14 200:-
Designation		


Trims & handles	Ref.	Price
Brass	<input type="checkbox"/> Standard	0:-
Chrome	<input type="checkbox"/> LF 1101 CR	3 600:-
Chrome mat	<input type="checkbox"/> LF 1101 CM	3 600:-
Brushed Stainless Steel	<input type="checkbox"/> LF 1101 S	3 600:-
Nickel	<input type="checkbox"/> LF 1101 N	3 600:-

Height (adjustable)	Ref.	Price
900/914 mm	LRF 11-900	<input type="checkbox"/> 2 500:-
915/929 mm	LRF 11-915	<input type="checkbox"/> 5 800:-
930/940 mm	Standard	<input type="checkbox"/> 0:-
945/959 mm	LRF 11-945	<input type="checkbox"/> 6 400:-
960/974 mm	LRF 11-960	<input type="checkbox"/> 7 800:-


Gas type/Voltage	Ref.	Price
LPG	<input type="checkbox"/>	
Natural gas	<input type="checkbox"/>	
230 V Single phase	<input type="checkbox"/>	
400 V Triple phase	<input type="checkbox"/>	
2X Single phase (> 9 kW)	<input type="checkbox"/>	2 800:-



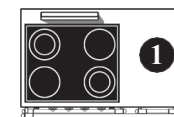
3- Gas burners
(LG)



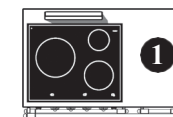
4- Gas burners
(LG)



Tradition
(LCF)



Radiant hob
4-rings
(LVTR)



Induction hob
3 rings
(LVI)

A. Select the hob configuration and oven type(s).

	Ref.	Price	Ref.	Price	Ref.	Price	Ref.	Price	Ref.	Price
1 gas oven (4 kW)	<input type="checkbox"/> LG 1131 G-D	120 000:-	<input type="checkbox"/> LG 1141 G-D	121 500:-	<input type="checkbox"/> LCF 1131 G-D	123 000:-				
1 multifunction electric oven w/ grill (2,95 kW)	<input type="checkbox"/> LG 1131 CT-D	121 500:-	<input type="checkbox"/> LG 1141 CT-D	123 000:-	<input type="checkbox"/> LCF 1131 CT-D	124 600:-	<input type="checkbox"/> LVTR 1141 CT-D	132 700:-	<input type="checkbox"/> LVI 1131 CT-D	137 700:-

B. Select one option position 1, right of the main hob.


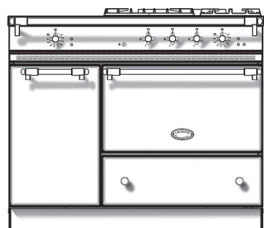
	Ref.	Price		Ref.	Price		Ref.	Price
Neutral countertop	<input type="checkbox"/>	0:-	Plancha/Teppan Yaki - 2.2 kW	<input type="checkbox"/> LAE 010 TPK	26 900:-	2 induction rings <i>Cannot be installed next to tradition cookplate.</i>	<input type="checkbox"/> LAE 020 I	23 600:-
1 Gas burner - 5 kW	<input type="checkbox"/> LAG 010 UR	11 600:-	Electric deepfryer 6 L - 3.3 kW	<input type="checkbox"/> LAE 413 FR	28 600:-	2 radiant rings <i>Cannot be installed next to tradition cookplate.</i>	<input type="checkbox"/> LAE 020 VTR	19 800:-
2 Gas burners - 3 kW	<input type="checkbox"/> LAG 020 R	12 000:-	Gas grill - 4 kw	<input type="checkbox"/> LAG 010 CKG	30 200:-	Electric grill - 2.5 kW	<input type="checkbox"/> LAE 010 CKG	31 100:-
2 Gas burners - 4 kW	<input type="checkbox"/> LAG 024 R	13 200:-	Multicooker	<input type="checkbox"/> LAE 010 CVA	36 300:-			

C. Select neutral cupboard or warming oven, position 2.


Neutral cupboard	<input type="checkbox"/> NCL 001	0:-	Warming cupboard	<input type="checkbox"/> ETL 001	6 700:-
			<i>Impossible with electric deepfryer and multicooker</i>		

D. Select colour finish, trims, nature of gas and/or voltage.


Color	Ref.	Price	Trims & handles	Ref.	Price	Height (adjustable)	Ref.	Price	Gas type/Voltage	Ref.	Price
Satin black	<input type="checkbox"/> Standard	0:-	Brass	<input type="checkbox"/> Standard	0:-	900/914 mm	LRF 11-900	<input type="checkbox"/> 2 500:-	LPG	<input type="checkbox"/>	
Other color	<input type="checkbox"/> LOC 1101	12 000:-	Chrome	<input type="checkbox"/> LF 1101 CR	3 600:-	915/929 mm	LRF 11-915	<input type="checkbox"/> 5 800:-	Natural gas	<input type="checkbox"/>	
Millesime colors	<input type="checkbox"/> LOC 1101 ML	14 200:-	Chrome mat	<input type="checkbox"/> LF 1101 CM	3 600:-	930/940 mm	Standard	<input type="checkbox"/> 0:-	230 V Single phase	<input type="checkbox"/>	
Designation			Brushed Stainless Steel	<input type="checkbox"/> LF 1101 S	3 600:-	945/959 mm	LRF 11-945	<input type="checkbox"/> 6 400:-	400 V Triple phase	<input type="checkbox"/>	
			Nickel	<input type="checkbox"/> LF 1101 N	3 600:-	960/974 mm	LRF 11-960	<input type="checkbox"/> 7 800:-	2X Single phase (> 9 kW)	<input type="checkbox"/>	2 800:-




3- Gas burners (LG)



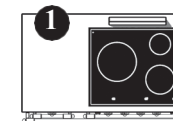
4- Gas burners (LG)



Tradition (LCF)



Radiant hob 4-rings (LVTR)



Induction hob 3-rings (LVI)

A. Select the hob configuration and oven type(s).


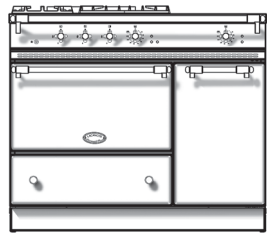
	Ref.	Price	Ref.	Price	Ref.	Price	Ref.	Price	Ref.	Price
1 gas oven (4 kW) and 1 vertical multifunction electric oven (2,65 kW)	<input type="checkbox"/> LG 1132 CTG-G	131 000:-	<input type="checkbox"/> LG 1142 CTG-G	132 500:-	<input type="checkbox"/> LCF 1132 CTG-G	134 100:-				
1 multifunction electric oven (2,95 kW) and 1 vertical multifunction electric oven (2,65 kW)	<input type="checkbox"/> LG 1132 CTCT-G	132 500:-	<input type="checkbox"/> LG 1142 CTCT-G	134 100:-	<input type="checkbox"/> LCF 1132 CTCT-G	135 800:-	<input type="checkbox"/> LVTR 1142 CTCT-G	143 800:-	<input type="checkbox"/> LVI 1132 CTCT-G	148 800:-

B. Select one option position 1, left of the main hob..

	Ref.	Price		Ref.	Price		Ref.	Price
Neutral countertop	<input type="checkbox"/>	0:-	2 Gas burners - 4 kW	<input type="checkbox"/> LAG 024 R	13 200:-	2 induction rings <i>Cannot be installed next to tradition cookplate.</i>	<input type="checkbox"/> LAE 020 I	23 600:-
1 Gas burner - 5 kW	<input type="checkbox"/> LAG 010 UR	11 600:-	Plancha/Teppan Yaki - 2.2 kW	<input type="checkbox"/> LAE 010 TPK	26 900:-	2 radiant rings <i>Cannot be installed next to tradition cookplate.</i>	<input type="checkbox"/> LAE 020 VTR	19 800:-
2 Gas burners - 3 kW	<input type="checkbox"/> LAG 020 R	12 000:-						

C. Select colour finish, trims, nature of gas and/or voltage.

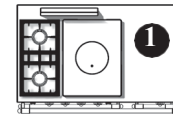
Color	Ref.	Price	Trims & handles	Ref.	Price	Height (adjustable)	Ref.	Price	Gas type/Voltage	Ref.	Price
Satin black	<input type="checkbox"/> Standard	0:-	Brass	<input type="checkbox"/> Standard	0:-	900/914 mm	LRF 11-900	<input type="checkbox"/> 2 500:-	LPG	<input type="checkbox"/>	
Other color	<input type="checkbox"/> LOC 110	12 000:-	Chrome	<input type="checkbox"/> LF 1102 CR	3 600:-	915/929 mm	LRF 11-915	<input type="checkbox"/> 5 800:-	Natural gas	<input type="checkbox"/>	
Millesime colors	<input type="checkbox"/> LOC 1102 ML	14 200:-	Chrome mat	<input type="checkbox"/> LF 1102 CM	3 600:-	930/940 mm	Standard	<input type="checkbox"/> 0:-	230 V Single phase	<input type="checkbox"/>	
Designation			Brushed Stainless Steel	<input type="checkbox"/> LF 1102 S	3 600:-	945/959 mm	LRF 11-945	<input type="checkbox"/> 6 800:-	400 V Triple phase	<input type="checkbox"/>	
			Nickel	<input type="checkbox"/> LF 1102 N	3 600:-	960/974 mm	LRF 11-960	<input type="checkbox"/> 7 800:-	2X Single phase (> 9 kW)	<input type="checkbox"/>	2 800:-



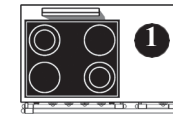
3- Gas burners (LG)




4- Gas burners (LG)



Tradition (LCF)



Radiant hob 4-rings (LVTR)



Induction hob 3 rings (LVI)

A. Select the hob configuration and oven type(s).


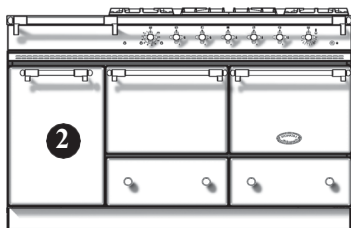
	Ref.	Price	Ref.	Price	Ref.	Price	Ref.	Price	Ref.	Price
1 gas oven (4 kW) and 1 vertical multifunction electric oven (2,65 kW)	<input type="checkbox"/> LG 1132 GCT-D	131 000:-	<input type="checkbox"/> LG 1142 GCT-D	132 500:-	<input type="checkbox"/> LCF 1132 GCT-D	134 100:-				
1 vertical multifunction electric oven (2,65 kW)	<input type="checkbox"/> LG 1132 CTCT-D	132 500:-	<input type="checkbox"/> LG 1142 CTCT-D	134 100:-	<input type="checkbox"/> LCF 1132 CTCT-D	135 800:-	<input type="checkbox"/> LVTR 1142 CTCT-D	143 800:-	<input type="checkbox"/> LVI 1132 CTCT-D	148 800:-

B. Select one option position ①, right of the main hob.


	Ref.	Price		Ref.	Price		Ref.	Price
Neutral countertop	<input type="checkbox"/>	0:-	2 Gas burners - 4 kW	<input type="checkbox"/> LAG 024 R	13 200:-	2 induction rings <i>Cannot be installed next to tradition cookplate.</i>	<input type="checkbox"/> LAE 020 I	23 600:-
1 Gas burner - 5 kW	<input type="checkbox"/> LAG 010 UR	11 600:-	Plancha/Teppan Yaki - 2.2 kW	<input type="checkbox"/> LAE 010 TPK	26 900:-	2 radiant rings <i>Cannot be installed next to tradition cookplate.</i>	<input type="checkbox"/> LAE 020 VTR	19 800:-
2 Gas burners - 3 kW	<input type="checkbox"/> LAG 020 R	12 000:-						

C. Select colour finish, trims, nature of gas and/or voltage.

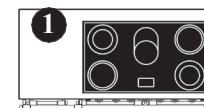
Color	Ref.	Price	Trims & handles	Ref.	Price	Height (adjustable)	Ref.	Price	Gas type/Voltage	Ref.	Price
Satin black	<input type="checkbox"/> Standard	0:-	Brass	<input type="checkbox"/> Standard	0:-	900/914 mm	LRF 11-900	<input type="checkbox"/> 2 500:-	LPG	<input type="checkbox"/>	
Other color	<input type="checkbox"/> LOC 1102	12 000:-	Chrome	<input type="checkbox"/> LF 1102 CR	3 600:-	915/929 mm	LRF 11-915	<input type="checkbox"/> 5 800:-	Natural gas	<input type="checkbox"/>	
Millesime colors	<input type="checkbox"/> LOC 1102 ML	14 200:-	Chrome mat	<input type="checkbox"/> LF 1102 CM	3 600:-	930/940 mm	Standard	<input type="checkbox"/> 0:-	230 V Single phase	<input type="checkbox"/>	
Designation			Brushed Stainless Steel	<input type="checkbox"/> LF 1102 S	3 600:-	945/959 mm	LRF 11-945	<input type="checkbox"/> 6 800:-	400 V Triple phase	<input type="checkbox"/>	
			Nickel	<input type="checkbox"/> LF 1102 N	3 600:-	960/974 mm	LRF 11-960	<input type="checkbox"/> 7 800:-	2X Single phase (> 9 kW)	<input type="checkbox"/>	2 800:-



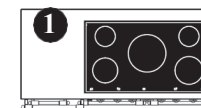
5-Gas burners
(LG)



Tradition
(LCF)



Radiant hob
5-rings
(LVTR)



Induction hob
5-rings
(LVI)

A. Select the hob configuration and oven type(s).

	Ref.	Price	Ref.	Price	Ref.	Price	Ref.	Price
2 gas ovens (3,5 kW)	<input type="checkbox"/> LG 1452 GG-G	159 900:-	<input type="checkbox"/> LCF 1452 GG-G	163 000:-				
1 gas oven (3,5 kW) and 1 electric oven w/grill (2,2 kW)	<input type="checkbox"/> LG 1452 GE-G	159 200:-	<input type="checkbox"/> LCF 1452 GE-G	162 400:-				
2 electric ovens w/grill (2 x 2,2 kW)	<input type="checkbox"/> LG 1452 EE-G	158 600:-	<input type="checkbox"/> LCF 1452 EE-G	161 600:-	<input type="checkbox"/> LVTR 1452 EE-G	176 600:-	<input type="checkbox"/> LVI 1452 EE-G	182 300:-
1 gas oven (3,5 kW) and 1 electric convection oven w/grill (2,65 kW)	<input type="checkbox"/> LG 1452 GCT-G	159 700:-	<input type="checkbox"/> LCF 1452 GCT-G	162 900:-				
1 electric oven (2,2 kW) and 1 electric convection oven w/grill (2,65 kW)	<input type="checkbox"/> LG 1452 ECT-G	159 000:-	<input type="checkbox"/> LCF 1452 ECT-G	162 300:-	<input type="checkbox"/> LVTR 1452 ECT-G	177 000:-	<input type="checkbox"/> LVI 1452 ECT-G	182 900:-
2 electric convection ovens w/grill (2,65 kW)	<input type="checkbox"/> LG 1452 CTCT-G	159 700:-	<input type="checkbox"/> LCF 1452 CTCT-G	162 900:-	<input type="checkbox"/> LVTR 1452 CTCT-G	177 700:-	<input type="checkbox"/> LVI 1452 CTCT-G	183 400:-

B. Select one option position 1, left of the main hob.

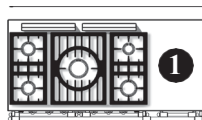
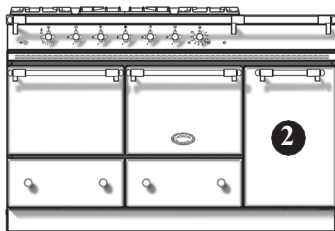
	Ref.	Price		Ref.	Price		Ref.	Price
Neutral countertop	<input type="checkbox"/>	0:-	Plancha/Teppan Yaki - 2.2 kW	<input type="checkbox"/> LAE 010 TPK	26 900:-	2 induction rings	<input type="checkbox"/> LAE 020 I	23 600:-
1 Gas burner - 5 kW	<input type="checkbox"/> LAG 010 UR	11 600:-	Electric deepfryer 6 L - 3.3 kW	<input type="checkbox"/> LAE 413 FR	28 600:-	2 radiant rings	<input type="checkbox"/> LAE 020 VTR	19 800:-
2 Gas burners - 3 kW	<input type="checkbox"/> LAG 020 R	12 000:-	Gas grill - 4 kw	<input type="checkbox"/> LAG 010 CKG	30 200:-	Electric grill - 2.5 kW	<input type="checkbox"/> LAE 010 CKG	31 100:-
2 Gas burners - 4 kW	<input type="checkbox"/> LAG 024 R	13 200:-	Multicooker	<input type="checkbox"/> LAE 010 CVA	36 300:-			

C. Select neutral cupboard or warming oven, position 2.

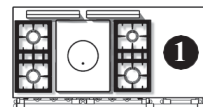
Neutral cupboard NCL 001 **0:-** Vertical electric multifunction oven with grill (2.65 kW) CTL 001 **11 800:-** Warming cupboard ETL 001 **6 700:-**
Not possible in combination with a deepfryer or multi-function cooktop
Impossible with deepfryer and multicooker

D. Select colour finish, trims, nature of gas and/or voltage.

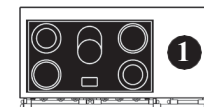
Color	Ref.	Price	Trims & handles	Ref.	Price	Height (adjustable)	Ref.	Price	Gas type/Voltage	Ref.	Price
Satin black	<input type="checkbox"/> Standard	0:-	Brass	<input type="checkbox"/> Standard	0:-	900/914 mm	LRF 14-900	<input type="checkbox"/> 3 000:-	LPG	<input type="checkbox"/>	
Other color	<input type="checkbox"/> LOC 1452	14 800:-	Chrome	<input type="checkbox"/> LF 1452 CR	4 700:-	915/929 mm	LRF 14-915	<input type="checkbox"/> 7 200:-	Natural gas	<input type="checkbox"/>	
Millesime colors	<input type="checkbox"/> LOC 1452 ML	20 600:-	Chrome mat	<input type="checkbox"/> LF 1452 CM	4 700:-	930/940 mm	Standard	<input type="checkbox"/> 0:-	230 V Single phase	<input type="checkbox"/>	
Designation			Brushed Stainless Steel	<input type="checkbox"/> LF 1452 S	4 700:-	945/959 mm	LRF 14-945	<input type="checkbox"/> 7 800:-	400 V Triple phase	<input type="checkbox"/>	
			Nickel	<input type="checkbox"/> LF 1452 N	4 700:-	960/974 mm	LRF 14-960	<input type="checkbox"/> 10 200:-	2X Single phase (> 9 kW)	<input type="checkbox"/>	2 800:-



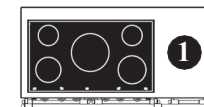
5-Gas burners
(LG)



Tradition
(LCF)



Radiant hob
5-rings
(LVTR)



Induction hob
5-rings
(LVI)

A. Select the hob configuration and oven type(s).

	Ref.	Price	Ref.	Price	Ref.	Price	Ref.	Price
2 gas ovens (3,5 kW)	<input type="checkbox"/> LG 1452 GG-D	159 900:-	<input type="checkbox"/> LCF 1452 GG-D	163 000:-				
1 gas oven (3,5 kW) and 1 electric oven w/grill (2,2 kW)	<input type="checkbox"/> LG 1452 GE-D	159 200:-	<input type="checkbox"/> LCF 1452 GE-D	162 400:-				
2 electric ovens w/grill (2 x 2,2 kW)	<input type="checkbox"/> LG 1452 EE-D	158 600:-	<input type="checkbox"/> LCF 1452 EE-D	161 600:-	<input type="checkbox"/> LVTR 1452 EE-D	176 600:-	<input type="checkbox"/> LVI 1452 EE-D	182 300:-
1 gas oven (3,5 kW) and 1 electric convection oven w/grill (2,65 kW)	<input type="checkbox"/> LG 1452 GCT-D	159 700:-	<input type="checkbox"/> LCF 1452 GCT-D	162 900:-				
1 electric oven (2,2 kW) and 1 electric convection oven w/grill (2,65 kW)	<input type="checkbox"/> LG 1452 ECT-D	159 000:-	<input type="checkbox"/> LCF 1452 ECT-D	162 300:-	<input type="checkbox"/> LVTR 1452 ECT-D	177 000:-	<input type="checkbox"/> LVI 1452 ECT-D	182 900:-
2 electric convection ovens w/grill (2,65 kW)	<input type="checkbox"/> LG 1452 CTCT-D	159 700:-	<input type="checkbox"/> LCF 1452 CTCT-D	162 900:-	<input type="checkbox"/> LVTR 1452 CTCT-D	177 700:-	<input type="checkbox"/> LVI 1452 CTCT-D	183 400:-

B. Select one option position 1, right of the main hob.

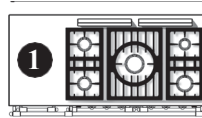
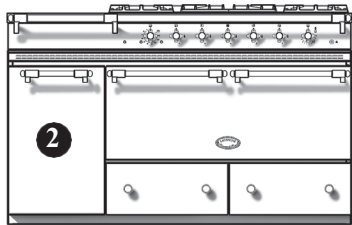
	Ref.	Price		Ref.	Price		Ref.	Price
Neutral countertop	<input type="checkbox"/>	0:-	Plancha/Teppan Yaki - 2.2 kW	<input type="checkbox"/> LAE 010 TPK	26 900:-	2 induction rings	<input type="checkbox"/> LAE 020 I	23 600:-
1 Gas burner - 5 kW	<input type="checkbox"/> LAG 010 UR	11 600:-	Electric deepfryer 6 L - 3.3 kW	<input type="checkbox"/> LAE 413 FR	28 600:-	2 radiant rings	<input type="checkbox"/> LAE 020 VTR	19 800:-
2 Gas burners - 3 kW	<input type="checkbox"/> LAG 020 R	12 000:-	Gas grill - 4 kw	<input type="checkbox"/> LAG 010 CKG	30 200:-	Electric grill - 2.5 kW	<input type="checkbox"/> LAE 010 CKG	31 100:-
2 Gas burners - 4 kW	<input type="checkbox"/> LAG 024 R	13 200:-	Multicooker	<input type="checkbox"/> LAE 010 CVA	36 300:-			

C. Select neutral cupboard or warming oven, position 2.

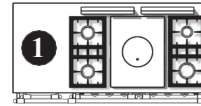
Neutral cupboard NCL 001 **0:-** Vertical electric multifunction oven with grill (2.65 kW) CTL 001 **11 800:-** Warming cupboard ETL 001 **6 700:-**
Not possible in combination with a deep fryer or multi-function cooktop
Impossible with deep fryer and multicooker

D. Select colour finish, trims, nature of gas and/or voltage.

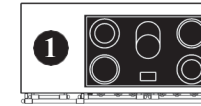
Color	Ref.	Price	Trims & handles	Ref.	Price	Height (adjustable)	Ref.	Price	Gas type/Voltage	Ref.	Price
Satin black	<input type="checkbox"/> Standard	0:-	Brass	<input type="checkbox"/> Standard	0:-	900/914 mm	LRF 14-900	<input type="checkbox"/> 3 000:-	LPG		<input type="checkbox"/>
Other color	<input type="checkbox"/> LOC 1452	14 800:-	Chrome	<input type="checkbox"/> LF 1452 CR	4 700:-	915/929 mm	LRF 14-915	<input type="checkbox"/> 7 200:-	Natural gas		<input type="checkbox"/>
Millesime colors	<input type="checkbox"/> LOC 1452 ML	20 600:-	Chrome mat	<input type="checkbox"/> LF 1452 CM	4 700:-	930/940 mm	Standard	<input type="checkbox"/> 0:-	230 V Single phase		<input type="checkbox"/>
Designation			Brushed Stainless Steel	<input type="checkbox"/> LF 1452 S	4 700:-	945/959 mm	LRF 14-945	<input type="checkbox"/> 7 800:-	400 V Triple phase		<input type="checkbox"/>
			Nickel	<input type="checkbox"/> LF 1452 N	4 700:-	960/974 mm	LRF 14-960	<input type="checkbox"/> 10 200:-	2X Single phase (> 9 kW)		<input type="checkbox"/> 2 800:-



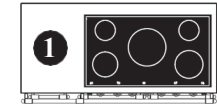
5-Gas burners
(LG)



Tradition
(LCF)



Radiant hob
5-rings
(LVTR)



Induction hob
5-rings
(LVI)

A. Select the hob configuration and oven type(s).

	Ref.	Price	Ref.	Price	Ref.	Price	Ref.	Price
1 gas oven (7 kW)	<input type="checkbox"/> LG 1451 BG-G	191 700:-	<input type="checkbox"/> LCF 1451 BG-G	194 900:-				
1 convection electric oven with grill (4,8 kW)	<input type="checkbox"/> LG 1451 BCT-G	192 700:-	<input type="checkbox"/> LCF 1451 BCT-G	196 000:-	<input type="checkbox"/> LVTR 1451 BCT-G	212 300:-	<input type="checkbox"/> LVI 1451 BCT-G	217 900:-

B. Select one option position 1, left of the main hob.

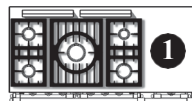
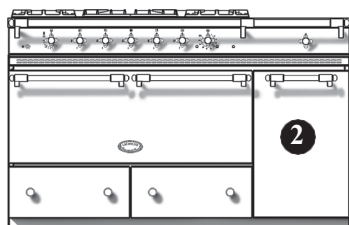
	Ref.	Price		Ref.	Price		Ref.	Price
Neutral countertop	<input type="checkbox"/>	0:-	Plancha/Teppan Yaki - 2.2 kW	<input type="checkbox"/> LAE 010 TPK	26 900:-	2 induction rings	<input type="checkbox"/> LAE 020 I	23 600:-
1 Gas burner - 5 kW	<input type="checkbox"/> LAG 010 UR	11 600:-	Electric deepfryer 6 L - 3.3 kW	<input type="checkbox"/> LAE 413 FR	28 600:-	2 radiant rings	<input type="checkbox"/> LAE 020 VTR	19 800:-
2 Gas burners - 3 kW	<input type="checkbox"/> LAG 020 R	12 000:-	Gas grill - 4 kW	<input type="checkbox"/> LAG 010 CKG	30 200:-	Electric grill - 2.5 kW	<input type="checkbox"/> LAE 010 CKG	31 100:-
2 Gas burners - 4 kW	<input type="checkbox"/> LAG 024 R	13 200:-	Multicooker	<input type="checkbox"/> LAE 010 CVA	36 300:-			

C. Select neutral cupboard or warming oven, position 2.

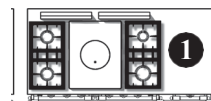
Neutral cupboard	<input type="checkbox"/> NCL 001	0:-	Warming cupboard	<input type="checkbox"/> ETL 001	6 700:-
			<i>Impossible with deepfryer and multicooker</i>		

D. Select colour finish, trims, nature of gas and/or voltage.

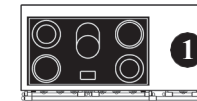
Color	Ref.	Price	Trims & handles	Ref.	Price	Height (adjustable)	Ref.	Price	Gas type/Voltage	Ref.	Price
Satin black	<input type="checkbox"/> Standard	0:-	Brass	<input type="checkbox"/> Standard	0:-	900/914 mm	LRF 14-900	<input type="checkbox"/> 3 000:-	LPG	<input type="checkbox"/>	
Other color	<input type="checkbox"/> LOC 1451	14 800:-	Chrome	<input type="checkbox"/> LF 1451 CR	4 700:-	915/929 mm	LRF 14-915	<input type="checkbox"/> 7 200:-	Natural gas	<input type="checkbox"/>	
Millesime colors	<input type="checkbox"/> LOC 1451 ML	20 600:-	Chrome mat	<input type="checkbox"/> LF 1451CM	4 700:-	930/940 mm	Standard	<input type="checkbox"/> 0:-	230 V Single phase	<input type="checkbox"/>	
Designation			Brushed Stainless Steel	<input type="checkbox"/> LF 1451 S	4 700:-	945/959 mm	LRF 14-945	<input type="checkbox"/> 7 800:-	400 V Triple phase	<input type="checkbox"/>	
			Nickel	<input type="checkbox"/> LF 1451 N	4 700:-	960/974 mm	LRF 14-960	<input type="checkbox"/> 10 200:-	2X Single phase (> 9 kW)	<input type="checkbox"/>	2 800:-



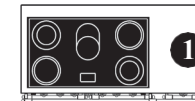
5-Gas burners
(LG)



Tradition
(LCF)



Radiant hob
5-rings
(LVTR)



Induction hob
5-rings
(LVI)

A. Select the hob configuration and oven type(s).

	Ref.	Price	Ref.	Price	Ref.	Price	Ref.	Price
1 gas oven (7 kW)	<input type="checkbox"/> LG 1451 BG-D	191 700:-	<input type="checkbox"/> LCF 1451 BG-D	194 900:-				
1 convection electric oven with grill (4,8 kW)	<input type="checkbox"/> LG 1451 BCT-D	192 700:-	<input type="checkbox"/> LCF 1451 BCT-D	196 000:-	<input type="checkbox"/> LVTR 1451 BCT-D	212 300:-	<input type="checkbox"/> LVI 1451 BCT-D	217 900:-

B. Select one option position 1, right of the main hob.

Ref.	Price	Ref.	Price	Ref.	Price
Neutral countertop <input type="checkbox"/>	0:-	Plancha/Teppan Yaki - 2.2 kW <input type="checkbox"/>	LAE 010 TPK 26 900:-	2 induction rings <input type="checkbox"/>	LAE 020 I 23 600:-
1 Gas burner - 5 kW <input type="checkbox"/>	LAG 010 UR 11 600:-	Electric deepfryer 6 L - 3.3 kW <input type="checkbox"/>	LAE 413 FR 28 600:-	2 radiant rings <input type="checkbox"/>	LAE 020 VTR 19 800:-
2 Gas burners - 3 kW <input type="checkbox"/>	LAG 020 R 12 000:-	Gas grill - 4 kw <input type="checkbox"/>	LAG 010 CKG 30 200:-	Electric grill - 2.5 kW <input type="checkbox"/>	LAE 010 CKG 31 100:-
2 Gas burners - 4 kW <input type="checkbox"/>	LAG 024 R 13 200:-	Multicooker <input type="checkbox"/>	LAE 010 CVA 36 300:-		


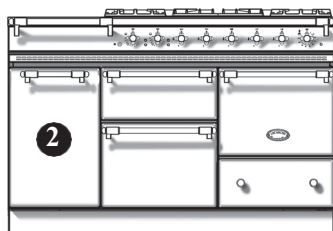
C. Select neutral cupboard or warming oven, position 2.

Neutral cupboard NCL 001 **0:-**


Warming cupboard ETL 001 **6 700:-**
Impossible
with deepfryer and multicooker

D. Select colour finish, trims, nature of gas and/or voltage.

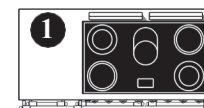
Color	Ref.	Price	Trims & handles	Ref.	Price	Height (adjustable)	Ref.	Price	Gas type/Voltage	Ref.	Price
Satin black	<input type="checkbox"/> Standard	0:-	Brass	<input type="checkbox"/> Standard	0:-	900/914 mm	LRF 14-900	<input type="checkbox"/> 3 000:-	LPG	<input type="checkbox"/>	
Other color	<input type="checkbox"/> LOC 1451	14 800:-	Chrome	<input type="checkbox"/> LF 1451 CR	4 700:-	915/929 mm	LRF 14-915	<input type="checkbox"/> 7 200:-	Natural gas	<input type="checkbox"/>	
Millesime colors	<input type="checkbox"/> LOC 1451 ML	20 600:-	Chrome mat	<input type="checkbox"/> LF 1451 CM	4 700:-	930/940 mm	Standard	<input type="checkbox"/> 0:-	230 V Single phase	<input type="checkbox"/>	
Designation			Brushed Stainless Steel	<input type="checkbox"/> LF 1451 S	4 700:-	945/959 mm	LRF 14-945	<input type="checkbox"/> 7 800:-	400 V Triple phase	<input type="checkbox"/>	
			Nickel	<input type="checkbox"/> LF 1451 N	4 700:-	960/974 mm	LRF 14-960	<input type="checkbox"/> 10 200:-	2X Single phase (> 9 kW)	<input type="checkbox"/>	2 800:-



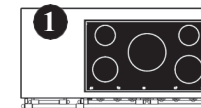
5-Gas burners
(LG)



Tradition
(LCF)



Radiant hob
5-rings
(LVTR)



Induction hob
5-rings
(LVI)

A. Select the hob configuration and oven type(s).

	Ref.	Price	Ref.	Price	Ref.	Price	Ref.	Price
1 electric oven w/broiler (2,4 kW) 1 gas oven (3,5 kW), 1 electric oven w/grill (2,2 kW)	<input type="checkbox"/> LG 1453 EG-G	175 500:-	<input type="checkbox"/> LCF 1453 EG-G	179 100:-				
1 electric oven w/broiler (2,4 kW) 2 electric ovens w/grill (2 x 2,2 kW)	<input type="checkbox"/> LG 1453 EE-G	174 400:-	<input type="checkbox"/> LCF 1453 EE-G	178 000:-	<input type="checkbox"/> LVTR 1453 EE-G	197 800:-	<input type="checkbox"/> LVI 1453 EE-G	206 000:-
1 electric oven w/broiler (2,4 kW) 1 gas oven (3,5 kW), 1 convection electric oven (2,65 kW)	<input type="checkbox"/> LG 1453 CTG-G	176 000:-	<input type="checkbox"/> LCF 1453 CTG-G	179 600:-				
1 electric oven w/broiler (2,4 kW) 1 electric oven (2,2kW), 1 convection electric oven (2,65 kW)	<input type="checkbox"/> LG 1453 ECT-G	175 000:-	<input type="checkbox"/> LCF 1453 ECT-G	178 500:-	<input type="checkbox"/> LVTR 1453 ECT-G	198 300:-	<input type="checkbox"/> LVI 1453 ECT-G	206 500:-
1 electric oven w/broiler (2,4 kW) 2 convection electric ovens (2,65 kW)	<input type="checkbox"/> LG 1453 CTCT-G	175 500:-	<input type="checkbox"/> LCF 1453 CTCT-G	179 100:-	<input type="checkbox"/> LVTR 1453 CTCT-G	198 300:-	<input type="checkbox"/> LVI 1453 CTCT-G	207 200:-

B. Select one option position 1, left of the main hob.


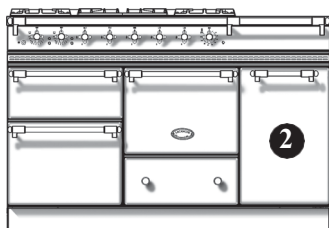
	Ref.	Price		Ref.	Price		Ref.	Price
Neutral countertop	<input type="checkbox"/>	0:-	Plancha/Teppan Yaki - 2.2 kW	<input type="checkbox"/> LAE 010 TPK	26 900:-	2 induction rings	<input type="checkbox"/> LAE 020 I	23 600:-
1 Gas burner - 5 kW	<input type="checkbox"/> LAG 010 UR	11 600:-	Electric deepfryer 6 L - 3.3 kW	<input type="checkbox"/> LAE 413 FR	28 600:-	2 radiant rings	<input type="checkbox"/> LAE 020 VTR	19 800:-
2 Gas burners - 3 kW	<input type="checkbox"/> LAG 020 R	12 000:-	Gas grill - 4 kw	<input type="checkbox"/> LAG 010 CKG	30 200:-	Electric grill - 2.5 kW	<input type="checkbox"/> LAE 010 CKG	31 100:-
2 Gas burners - 4 kW	<input type="checkbox"/> LAG 024 R	13 200:-	Multicooker	<input type="checkbox"/> LAE 010 CVA	36 300:-			

C. Select neutral cupboard or warming oven, position 2 .

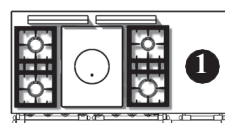
Neutral cupboard NCL 001 **0:-** Vertical electric multifunction oven with grill (2.65 kW) CTL 001 **11 800:-** Warming cupboard ETL 001 **6 700:-**
Not possible in combination with a deepfryer or multi-function cooktop
Impossible with deepfryer and multicooker

D. Select colour finish, trims, nature of gas and/or voltage.

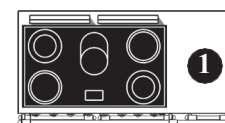
Color	Ref.	Price	Trims & handles	Ref.	Price	Height (adjustable)	Ref.	Price	Gas type/Voltage	Ref.	Price
Satin black	<input type="checkbox"/> Standard	0:-	Brass	<input type="checkbox"/> Standard	0:-	900/914 mm	LRF 14-900	<input type="checkbox"/> 3 000:-	LPG		<input type="checkbox"/>
Other color	<input type="checkbox"/> LOC 1453	14 800:-	Chrome	<input type="checkbox"/> LF 1453 CR	4 700:-	915/929 mm	LRF 14-915	<input type="checkbox"/> 7 200:-	Natural gas		<input type="checkbox"/>
Millesime colors	<input type="checkbox"/> LOC 1453 ML	20 600:-	Chrome mat	<input type="checkbox"/> LF 1453CM	4 700:-	930/940 mm	Standard	<input type="checkbox"/> 0:-	230 V Single phase		<input type="checkbox"/>
Designation			Brushed Stainless Steel	<input type="checkbox"/> LF 1453 S	4 700:-	945/959 mm	LRF 14-945	<input type="checkbox"/> 7 800:-	400 V Triple phase		<input type="checkbox"/>
			Nickel	<input type="checkbox"/> LF 1453 N	4 700:-	960/974 mm	LRF 14-960	<input type="checkbox"/> 10 200:-	2X Single phase (> 9 kW)		<input type="checkbox"/> 2 800:-



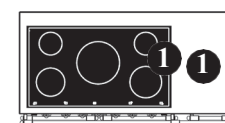
5-Gas burners
(LG)



Tradition
(LCF)



Radiant hob
5-rings
(LVTR)



Induction hob
5-rings
(LVI)

A. Select the hob configuration and oven type(s).

	Ref.	Price	Ref.	Price	Ref.	Price	Ref.	Price
1 electric oven w/broiler (2,4 kW) 1 gas oven (3,5 kW), 1 electric oven w/grill (2,2 kW)	<input type="checkbox"/> LG 1453 EG-D	175 500:-	<input type="checkbox"/> LCF 1453 EG-D	179 100:-				
1 electric oven w/broiler (2,4 kW) 2 electric ovens w/grill (2 x 2,2 kW)	<input type="checkbox"/> LG 1453 EE-D	174 400:-	<input type="checkbox"/> LCF 1453 EE-D	178 000:-	<input type="checkbox"/> LVTR 1453 EE-D	197 800:-	<input type="checkbox"/> LVI 1453 EE-D	206 000:-
1 electric oven w/broiler (2,4 kW) 1 gas oven (3,5 kW), 1 convection electric oven (2,65 kW)	<input type="checkbox"/> LG 1453 CTG-D	176 000:-	<input type="checkbox"/> LCF 1453 CTG-D	179 600:-				
1 electric oven w/broiler (2,4 kW) 1 electric oven (2,2kW), 1 convection electric oven (2,65 kW)	<input type="checkbox"/> LG 1453 ECT-D	175 000:-	<input type="checkbox"/> LCF 1453 ECT-D	178 500:-	<input type="checkbox"/> LVTR 1453 ECT-D	198 300:-	<input type="checkbox"/> LVI 1453 ECT-D	206 500:-
1 electric oven w/broiler (2,4 kW) 2 convection electric ovens (2,65 kW)	<input type="checkbox"/> LG 1453 CTCT-D	175 500:-	<input type="checkbox"/> LCF 1453 CTCT-D	179 100:-	<input type="checkbox"/> LVTR 1453 CTCT-D	198 300:-	<input type="checkbox"/> LVI 1453 CTCT-D	207 200:-

B. Select one option position 1, right of the main hob.


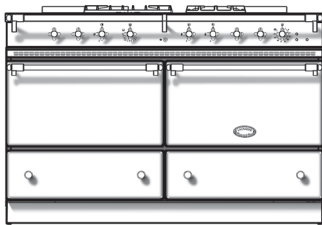
	Ref.	Price		Ref.	Price		Ref.	Price
Neutral countertop	<input type="checkbox"/>	0:-	Plancha/Teppan Yaki - 2.2 kW	<input type="checkbox"/> LAE 010 TPK	26 900:-	2 induction rings	<input type="checkbox"/> LAE 020 I	23 600:-
1 Gas burner - 5 kW	<input type="checkbox"/> LAG 010 UR	11 600:-	Electric deepfryer 6 L - 3.3 kW	<input type="checkbox"/> LAE 413 FR	28 600:-	2 radiant rings	<input type="checkbox"/> LAE 020 VTR	19 800:-
2 Gas burners - 3 kW	<input type="checkbox"/> LAG 020 R	12 000:-	Gas grill - 4 kw	<input type="checkbox"/> LAG 010 CKG	30 200:-	Electric grill - 2.5 kW	<input type="checkbox"/> LAE 010 CKG	31 100:-
2 Gas burners - 4 kW	<input type="checkbox"/> LAG 024 R	13 200:-	Multicooker	<input type="checkbox"/> LAE 010 CVA	36 300:-			

C. Select neutral cupboard or warming oven, position 2.


Neutral cupboard NCL 001 **0:-** Vertical electric multifunction oven with grill (2.65 kW) CTL 001 **11 800:-** Warming cupboard ETL 001 **6 700:-**
Not possible in combination with a deepfryer or multi-function cooktop *Impossible with deepfryer and multicooker*

D. Select colour finish, trims, nature of gas and/or voltage.

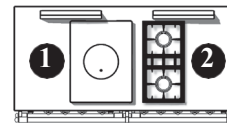
Color	Ref.	Price	Trims & handles	Ref.	Price	Height (adjustable)	Ref.	Price	Gas type/Voltage	Ref.	Price
Satin black	<input type="checkbox"/> Standard	0:-	Brass	<input type="checkbox"/> Standard	0:-	900/914 mm	LRF 14-900	<input type="checkbox"/> 3 000:-	LPG	<input type="checkbox"/>	
Other color	<input type="checkbox"/> LOC 1453	14 800:-	Chrome	<input type="checkbox"/> LF 1453 CR	4 700:-	915/929 mm	LRF 14-915	<input type="checkbox"/> 7 200:-	Natural gas	<input type="checkbox"/>	
Millesime colors	<input type="checkbox"/> LOC 1453 ML	20 600:-	Chrome mat	<input type="checkbox"/> LF 1453CM	4 700:-	930/940 mm	Standard	<input type="checkbox"/> 0:-	230 V Single phase	<input type="checkbox"/>	
Designation			Brushed Stainless Steel	<input type="checkbox"/> LF 1453 S	4 700:-	945/959 mm	LRF 14-945	<input type="checkbox"/> 7 800:-	400 V Triple phase	<input type="checkbox"/>	
			Nickel	<input type="checkbox"/> LF 1453 N	4 700:-	960/974 mm	LRF 14-960	<input type="checkbox"/> 10 200:-	2X Single phase (> 9 kW)	<input type="checkbox"/>	2 800:-



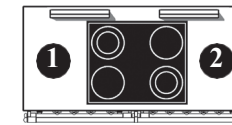
3- Gas burners (LG)



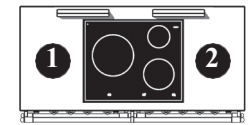
4- Gas burners (LG)



Tradition (LCF)



Radiant hob 4-rings (LVTR)



Induction hob 3-rings (LVI)

A. Select the hob configuration and oven type(s).

	Ref.	Price	Ref.	Price	Ref.	Price	Ref.	Price	Ref.	Price
2 gas ovens (4 kW)	<input type="checkbox"/> LG 1432 GG	160 500:-	<input type="checkbox"/> LG 1442 GG	162 200:-	<input type="checkbox"/> LCF 1432 GG	163 800:-				
1 gas oven (4 kW) and 1 multifunction electric oven (2,95 kW)	<input type="checkbox"/> LG 1432 GCT	162 200:-	<input type="checkbox"/> LG 1442 GCT	163 700:-	<input type="checkbox"/> LCF 1432 GCT	165 300:-				
2 multifunction electric ovens (2,95 kW)	<input type="checkbox"/> LG 1432 CTCT	163 100:-	<input type="checkbox"/> LG 1442 CTCT	164 600:-	<input type="checkbox"/> LCF 1432 CTCT	166 300:-	<input type="checkbox"/> LVTR 1442 CTCT	173 400:-	<input type="checkbox"/> LVI 1442 CTCT	180 800:-

B. Select one option position 1, left of the main hob.


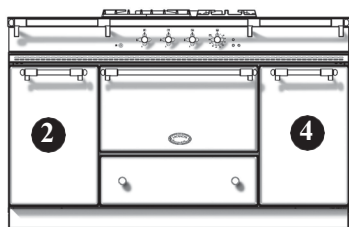
	Ref.	Price		Ref.	Price		Ref.	Price
Neutral countertop	<input type="checkbox"/>	0:-	2 Gas burners - 4 kW	<input type="checkbox"/> LAG 024 R	13 200:-	2 induction rings	<input type="checkbox"/> LAE 020 I	23 600:-
			<i>Only possible next to LG and LCF</i>			<i>Only possible next to 2 gas burners or LVTR and LVI and above electric ovens</i>		
2 Gas burners - 3 kW	<input type="checkbox"/> LAG 020 R	12 000:-	Plancha/Teppan Yaki - 2.2 kW	<input type="checkbox"/> LAE 010 TPK	26 900:-	2 radiant rings	<input type="checkbox"/> LAE 020 VTR	19 800:-
			<i>Only possible next to 2 gas burners or LVTR and LVI and above electric ovens</i>			<i>Only possible next to 2 gas burners or LVTR and LVI and above electric ovens</i>		

C. Select one option position 2, right of the main hob.


	Ref.	Price		Ref.	Price		Ref.	Price
Neutral countertop	<input type="checkbox"/>	0:-	2 Gas burners - 4 kW	<input type="checkbox"/> LAG 024 R	13 200:-	2 induction rings	<input type="checkbox"/> LAE 020 I	23 600:-
1 Gas burners - 5 kW <i>Only possible next to LG and LCF</i>	<input type="checkbox"/> LAG 010 UR	11 600:-	<i>Only possible next to LG and LCF</i>			<i>Only possible next to 2 gas burners or LVTR and LVI and above electric ovens</i>		
2 Gas burners - 3 kW <i>Only possible next to LG and LCF</i>	<input type="checkbox"/> LAG 020 R	12 000:-	Plancha/Teppan Yaki - 2.2 kW	<input type="checkbox"/> LAE 010 TPK	26 800:-	2 radiant rings	<input type="checkbox"/> LAE 020 VTR	19 800:-
			<i>Only possible next to 2 gas burners or LVTR and LVI and above electric ovens</i>			<i>Only possible next to 2 gas burners or LVTR and LVI and above electric ovens</i>		

D. Select colour finish, trims, nature of gas and/or voltage.

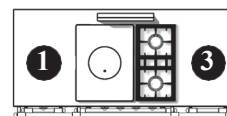
Color	Ref.	Price	Trims & handles	Ref.	Price	Height (adjustable)	Ref.	Price	Gas type/Voltage	Ref.	Price
Satin black	<input type="checkbox"/> Standard	0:-	Brass	<input type="checkbox"/> Standard	0:-	900/914 mm	LRF 14-900	<input type="checkbox"/> 3 000:-	LPG	<input type="checkbox"/>	
Other color	<input type="checkbox"/> LOC 1402	14 800:-	Chrome	<input type="checkbox"/> LF 1402 CR	4 700:-	915/929 mm	LRF 14-915	<input type="checkbox"/> 7 200:-	Natural gas	<input type="checkbox"/>	
Millesime colors	<input type="checkbox"/> LOC 1402 ML	20 600:-	Chrome mat	<input type="checkbox"/> LF 1402 CM	4 700:-	930/940 mm	Standard	<input type="checkbox"/> 0:-	230 V Single phase	<input type="checkbox"/>	
Designation			Brushed Stainless Steel	<input type="checkbox"/> LF 1402 S	4 700:-	945/959 mm	LRF 14-945	<input type="checkbox"/> 7 800:-	400 V Triple phase	<input type="checkbox"/>	
			Nickel	<input type="checkbox"/> LF 1402 N	4 700:-	960/974 mm	LRF 14-960	<input type="checkbox"/> 10 200:-	2X Single phase (> 9 kW)	<input type="checkbox"/>	2 800:-



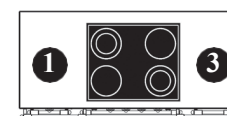
3- Gas burners
(LG)



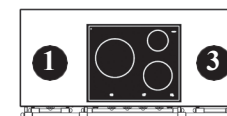
4- Gas burners
(LG)



Tradition
(LCF)



Radiant hob
4-rings
(LVTR)



Induction hob
3-rings
(LVI)

A. Select the hob configuration and oven type(s).

	Ref.	Price	Ref.	Price	Ref.	Price	Ref.	Price	Ref.	Price
1 gas oven (4 kW)	<input type="checkbox"/> LG 1531 G	152 500:-	<input type="checkbox"/> LG 1541 G	154 100:-	<input type="checkbox"/> LCF 1531 G	155 800:-				
1 multifunction electric oven (2,95 kW)	<input type="checkbox"/> LG 1531 CT	154 100:-	<input type="checkbox"/> LG 1541 CT	156 000:-	<input type="checkbox"/> LCF 1531 CT	157 200:-	<input type="checkbox"/> LVTR 1531 ECT	165 400:-	<input type="checkbox"/> LVI 1531 ECT	169 000:-

B. Select one option position 1, left of the main hob.

Ref.	Price	Ref.	Price	Ref.	Price
Neutral countertop <input type="checkbox"/>	0:-	Plancha/Teppan Yaki - 2.2 kW <input type="checkbox"/>	LAE 010 TPK 26 900:-	2 induction rings <input type="checkbox"/>	LAE 020 I 23 600:- <i>Cannot be installed next to tradition cookplate.</i>
1 Gas burner <input type="checkbox"/>	LAG 010 UR 11 600:-	Electric deepfryer 6 L - 3.3 kW <input type="checkbox"/>	LAE 413 FR 28 600:-	2 radiant rings <input type="checkbox"/>	LAE 020 VTR 19 800:- <i>Cannot be installed next to tradition cookplate.</i>
2 Gas burners <input type="checkbox"/>	LAG 020 R 12 000:-	Gas grill - 4 kW <input type="checkbox"/>	LAG 010 CKG 30 200:-	Electric grill - 2.5 kW <input type="checkbox"/>	LAE 010 CKG 31 100:-
2 Gas burners <input type="checkbox"/>	LAG 024 R 13 200:-	Multicooker <input type="checkbox"/>	LAE 010 CVA 36 300:-		

C. Select neutral cupboard or warming oven, position 2.

Neutral cupboard <input type="checkbox"/>	NCL 001 0:-	Warming cupboard <input type="checkbox"/>	ETL 001 6 700:- <i>Impossible with deepfryer and multicooker</i>
---	--------------------	---	--

D. Select one option position 3, right of the main hob.


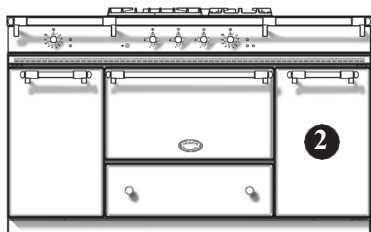
Ref.	Price	Ref.	Price	Ref.	Price
Neutral countertop <input type="checkbox"/>	0:-	Plancha/Teppan Yaki - 2.2 kW <input type="checkbox"/>	LAE 010 TPK 26 900:-	2 induction rings <input type="checkbox"/>	LAE 020 I 23 600:- <i>Cannot be installed next to tradition cookplate.</i>
1 Gas burner - 5 kW <input type="checkbox"/>	LAG 010 UR 11 600:-	Electric deepfryer 6 L - 3.3 kW <input type="checkbox"/>	LAE 413 FR 28 600:-	2 radiant rings <input type="checkbox"/>	LAE 020 VTR 19 800:- <i>Cannot be installed next to tradition cookplate.</i>
2 Gas burners - 3 kW <input type="checkbox"/>	LAG 020 R 12 000:-	Gas grill - 4 kw <input type="checkbox"/>	LAG 010 CKG 30 200:-	Electric grill - 2.5 kW <input type="checkbox"/>	LAE 010 CKG 31 100:-
2 Gas burners - 4 kW <input type="checkbox"/>	LAG 024 R 13 200:-	Multicooker <input type="checkbox"/>	LAE 010 CVA 36 300:-		

E. Select neutral cupboard or warming oven, position 4.


Neutral cupboard <input type="checkbox"/>	NCL 001 0:-	Warming cupboard <input type="checkbox"/>	ETL 001 6 700:- <i>Impossible with deepfryer and multicooker</i>
---	--------------------	---	--

D. Select colour finish, trims, nature of gas and/or voltage.

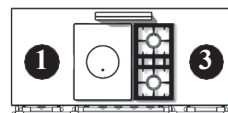
Color	Ref.	Price	Trims & handles	Ref.	Price	Height (adjustable)	Ref.	Price	Gas type/Voltage	Ref.	Price
Satin black <input type="checkbox"/>	Standard	0:-	Brass <input type="checkbox"/>	Standard	0:-	900/914 mm	LRF 15-900	<input type="checkbox"/> 3 300:-	LPG <input type="checkbox"/>		
Other color <input type="checkbox"/>	LOC 1501	16 000:-	Chrome <input type="checkbox"/>	LF 1501 CR	4 700:-	915/929 mm	LRF 15-915	<input type="checkbox"/> 7 400:-	Natural gas <input type="checkbox"/>		
Millesime colors <input type="checkbox"/>	LOC 1501 ML	20 900:-	Chrome mat <input type="checkbox"/>	LF 1501 CM	4 700:-	930/940 mm	Standard	<input type="checkbox"/> 0:-	230 V Single phase <input type="checkbox"/>		
Designation			Brushed Stainless Steel <input type="checkbox"/>	LF 1501 S	4 700:-	945/959 mm	LRF 15-945	<input type="checkbox"/> 7 900:-	400 V Triple phase <input type="checkbox"/>		
			Nickel <input type="checkbox"/>	LF 1501 N	4 700:-	960/974 mm	LRF 15-960	<input type="checkbox"/> 10 300:-	2X Single phase (> 9 kW) <input type="checkbox"/>		2 800:-




3- Gas burners
(LG)



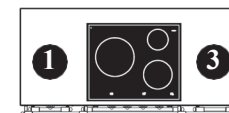
4- Gas burners
(LG)



Tradition
(LCF)



Radiant hob
4-rings
(LVTR)



Induction hob
3-rings
(LVI)

A. Select the hob configuration and oven type(s).

	Ref.	Price	Ref.	Price	Ref.	Price	Ref.	Price	Ref.	Price
1 gas oven (4 kW) and 1 multifunction electric oven vertical (2,65 kW) and grill	<input type="checkbox"/> LG 1532 CTG	162 900:-	<input type="checkbox"/> LG 1542 CTG	162 900:-	<input type="checkbox"/> LCF 1532 CTG	166 000:-				
1 multifunction electric oven (2,95 kW) and 1 vertical electric multifunction oven w/ grill (2,65 kW)	<input type="checkbox"/> LG 1532 CTCT	164 300:-	<input type="checkbox"/> LG 1542 CTCT	164 300:-	<input type="checkbox"/> LCF 1532 CTCT	167 600:-	<input type="checkbox"/> LVTR 1532 CTCT	175 400:-	<input type="checkbox"/> LVI 1532 CTCT	180 200:-

B. Select one option position 1, left of the main hob.

	Ref.	Price		Ref.	Price		Ref.	Price
Neutral countertop	<input type="checkbox"/>	0:-	2 Gas burners - 4 kW	<input type="checkbox"/> LAG 024 R	13 200:-	2 induction rings	<input type="checkbox"/> LAE 020 I	23 600:-
1 Gas burner - 5 kW	<input type="checkbox"/> LAG 010 UR	11 600:-	Plancha/Teppan Yaki - 2.2 kW	<input type="checkbox"/> LAE 010 TPK	26 900:-	2 radiant rings	<input type="checkbox"/> LAE 020 VTR	19 800:-
2 Gas burners - 3 kW	<input type="checkbox"/> LAG 020 R	12 000:-				<i>Cannot be installed next to tradition cookplate.</i>		

C. Select one option position 3, right of the main hob.


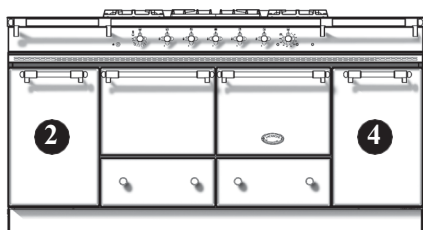
	Ref.	Price		Ref.	Price		Ref.	Price
Neutral countertop	<input type="checkbox"/>	0:-	Plancha/Teppan Yaki - 2.2 kW	<input type="checkbox"/> LAE 010 TPK	26 900:-	2 induction rings	<input type="checkbox"/> LAE 020 I	23 600:-
1 Gas burner - 5 kW	<input type="checkbox"/> LAG 010 UR	11 600:-	Electric deepfryer 6 L - 3.3 kW	<input type="checkbox"/> LAE 413 FR	28 600:-	2 radiant rings	<input type="checkbox"/> LAE 020 VTR	19 800:-
2 Gas burners - 3 kW	<input type="checkbox"/> LAG 020 R	12 000:-	Gas grill - 4 kW	<input type="checkbox"/> LAG 010 CKG	30 200:-	<i>Cannot be installed next to tradition cookplate.</i>		
2 Gas burners - 4 kW	<input type="checkbox"/> LAG 024 R	13 200:-	Multicooker	<input type="checkbox"/> LAE 010 CVA	36 300:-	Electric grill - 2.5 kW	<input type="checkbox"/> LAE 010 CKG	31 100:-

D. Select neutral cupboard or warming oven, position 2 .

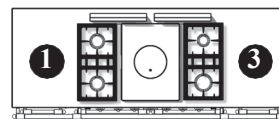
Neutral cupboard NCL 001 **0:-** Vertical electric multifunction oven with grill (2.65 kW) CTL 001 **11 800:-** Warming cupboard ETL 001 **6 700:-**
Not possible in combination with a deepfryer or multi-function cooktop *Impossible with deepfryer and multicooker*

E. Select colour finish, trims, nature of gas and/or voltage.

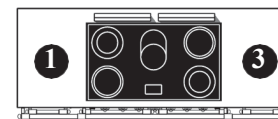
Color	Ref.	Price	Trims & handles	Ref.	Price	Height (adjustable)	Ref.	Price	Gas type/Voltage	Ref.	Price
Satin black	<input type="checkbox"/> Standard	0:-	Brass	<input type="checkbox"/> Standard	0:-	900/914 mm	LRF 15-900	<input type="checkbox"/> 3 300:-	LPG	<input type="checkbox"/>	
Other color	<input type="checkbox"/> LOC 1502	16 000:-	Chrome	<input type="checkbox"/> LF 1502 CR	4 700:-	915/929 mm	LRF 15-915	<input type="checkbox"/> 7 400:-	Natural gas	<input type="checkbox"/>	
Millesime colors	<input type="checkbox"/> LOC 1502 ML	20 900:-	Chrome mat	<input type="checkbox"/> LF 1502 CM	4 700:-	930/940 mm	Standard	<input type="checkbox"/> 0:-	230 V Single phase	<input type="checkbox"/>	
Designation			Brushed Stainless Steel	<input type="checkbox"/> LF 1502 S	4 700:-	945/959 mm	LRF 15-945	<input type="checkbox"/> 7 900:-	400 V Triple phase	<input type="checkbox"/>	
			Nickel	<input type="checkbox"/> LF 1502 N	4 700:-	960/974 mm	LRF 15-960	<input type="checkbox"/> 10 300:-	2X Single phase (> 9 kW)	<input type="checkbox"/>	2 800:-



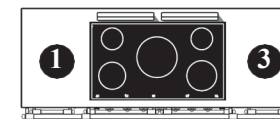
5- Gas burners
(LG)



Tradition
(LCF)



Radiant hob
5-rings
(LVTR)



Induction hob
5-rings
(LVI)

A. Select the hob configuration and oven type(s).

	Ref.	Price	Ref.	Price	Ref.	Price	Ref.	Price
2 gas ovens (3,5 kW)	<input type="checkbox"/> LG 1852 GG	189 500:-	<input type="checkbox"/> LCF 1852 GG	192 600:-				
1 gas oven (3,5 kW) and 1 electric oven w/grill (2,2 kW)	<input type="checkbox"/> LG 1852 GE	188 700:-	<input type="checkbox"/> LCF 1852 GE	192 000:-				
2 electric ovens w/grill (2 x 2,2 kW)	<input type="checkbox"/> LG 1852 EE	188 000:-	<input type="checkbox"/> LCF 1852 EE	191 300:-	<input type="checkbox"/> LVTR 1852 EE	212 800:-	<input type="checkbox"/> LVI 1852 EE	218 600:-
1 gas oven (3,5 kW) and 1 electric convection oven w/grill (2,65 kW)	<input type="checkbox"/> LG 1852 GCT	189 400:-	<input type="checkbox"/> LCF 1852 GCT	192 400:-				
1 electric oven (2,2 kW) and 1 electric convection oven w/grill (2,65 kW)	<input type="checkbox"/> LG 1852 ECT	188 500:-	<input type="checkbox"/> LCF 1852 ECT	191 800:-	<input type="checkbox"/> LVTR 1852 ECT	213 300:-	<input type="checkbox"/> LVI 1852 ECT	219 100:-
2 electric convection ovens w/grill (2,65 kW)	<input type="checkbox"/> LG 1852 CTCT	189 200:-	<input type="checkbox"/> LCF 1852 CTCT	192 400:-	<input type="checkbox"/> LVTR 1852 CTCT	213 900:-	<input type="checkbox"/> LVI 1852 CTCT	219 800:-

B. Select one option position 1, left of the main hob.

	Ref.	Price		Ref.	Price		Ref.	Price
Neutral countertop	<input type="checkbox"/>	0:-	Plancha/Teppan Yaki - 2.2 kW	<input type="checkbox"/> LAE 010 TPK	26 900:-	2 induction rings	<input type="checkbox"/> LAE 020 I	23 600:-
1 Gas burner - 5 kW	<input type="checkbox"/> LAG 010 UR	11 600:-	Electric deepfryer 6 L - 3.3 kW	<input type="checkbox"/> LAE 413 FR	28 600:-	<i>Cannot be installed next to tradition cookplate.</i>		
2 Gas burners - 3 kW	<input type="checkbox"/> LAG 020 R	12 000:-	Gas grill - 4 kw	<input type="checkbox"/> LAG 010 CKG	30 200:-	2 radiant rings	<input type="checkbox"/> LAE 020 VTR	19 800:-
2 Gas burners - 4 kW	<input type="checkbox"/> LAG 024 R	13 200:-	Multicooker	<input type="checkbox"/> LAE 010 CVA	36 300:-	<i>Cannot be installed next to tradition cookplate.</i>		
						Electric grill - 2.5 kW	<input type="checkbox"/> LAE 010 CKG	31 100:-

C. Select neutral cupboard or warming oven, position 2.

Neutral cupboard NCL 001 **0:-** Vertical electric multifunction oven with grill (2.65 kW) CTL 001 **11 800:-** Warming cupboard ETL 001 **6 700:-**
Not possible in combination with a deepfryer or multi-function cooktop *Impossible with deepfryer and multicooker*

D. Select one option position 3, right of the main hob.


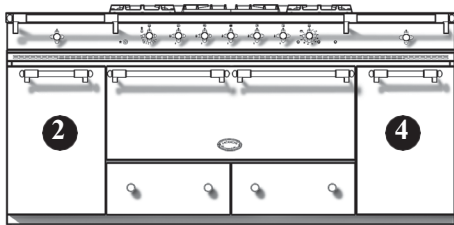
	Ref.	Price		Ref.	Price		Ref.	Price
Neutral countertop	<input type="checkbox"/>	0:-	Plancha/Teppan Yaki - 2.2 kW	<input type="checkbox"/> LAE 010 TPK	26 900:-	2 induction rings	<input type="checkbox"/> LAE 020 I	23 600:-
1 Gas burner - 5 kW	<input type="checkbox"/> LAG 010 UR	11 600:-	Electric deepfryer 6 L - 3.3 kW	<input type="checkbox"/> LAE 413 FR	28 600:-	<i>Cannot be installed next to tradition cookplate.</i>		
2 Gas burners - 3 kW	<input type="checkbox"/> LAG 020 R	12 000:-	Gas grill - 4 kw	<input type="checkbox"/> LAG 010 CKG	30 200:-	2 radiant rings	<input type="checkbox"/> LAE 020 VTR	19 800:-
2 Gas burners - 4 kW	<input type="checkbox"/> LAG 024 R	13 200:-	Multicooker	<input type="checkbox"/> LAE 010 CVA	36 300:-	<i>Cannot be installed next to tradition cookplate.</i>		
						Electric grill - 2.5 kW	<input type="checkbox"/> LAE 010 CKG	31 100:-

E. Select neutral cupboard or warming oven, position 4.

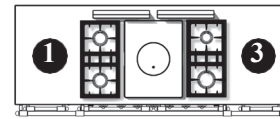
Neutral cupboard NCL 001 **0:-** Vertical electric multifunction oven with grill (2.65 kW) CTL 001 **11 800:-** Warming cupboard ETL 001 **6 700:-**
Not possible in combination with a deepfryer or multi-function cooktop *Impossible with deepfryer and multicooker*

F. Select colour finish, trims, nature of gas and/or voltage.

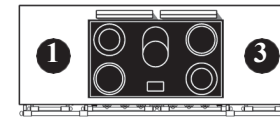
Color	Ref.	Price	Trims & handles	Ref.	Price	Height (adjustable)	Ref.	Price	Gas type/Voltage	Ref.	Price
Satin black	<input type="checkbox"/> Standard	0:-	Brass	<input type="checkbox"/> Standard	0:-	900/914 mm	LRF 18-900	<input type="checkbox"/> 3 900:-	LPG	<input type="checkbox"/>	
Other color	<input type="checkbox"/> LOC 1852	21 500:-	Chrome	<input type="checkbox"/> LF 1852 CR	5 400:-	915/929 mm	LRF 18-915	<input type="checkbox"/> 10 000:-	Natural gas	<input type="checkbox"/>	
Millesime colors	<input type="checkbox"/> LOC 1852 ML	28 200:-	Chrome mat	<input type="checkbox"/> LF 1852 CM	5 400:-	930/940 mm	Standard	<input type="checkbox"/> 0:-	230 V Single phase	<input type="checkbox"/>	
Designation			Brushed Stainless Steel	<input type="checkbox"/> LF 1852 S	5 400:-	945/959 mm	LRF 18-945	<input type="checkbox"/> 10 400:-	400 V Triple phase	<input type="checkbox"/>	
			Nickel	<input type="checkbox"/> LF 1852 N	5 400:-	960/974 mm	LRF 18-960	<input type="checkbox"/> 13 000:-	2X Single phase (> 9 kW)	<input type="checkbox"/>	2 800:-



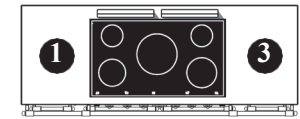
5-Gas burners (LG)



Tradition (LCF)



Radiant hob 5-rings (LVTR)



Induction hob 5-rings (LVI)

A. Select the hob configuration and oven type(s).

	Ref.	Price	Ref.	Price	Ref.	Price	Ref.	Price
1 gas oven (7 kW)	<input type="checkbox"/> LG 1851 BG	228 500:-	<input type="checkbox"/> LCF 1851 BG	231 800:-				
1 convection electric oven with grill (4,8 kW)	<input type="checkbox"/> LG 1851 BCT	229 600:-	<input type="checkbox"/> LCF 1851 BCT	232 900:-	<input type="checkbox"/> LVTR 1851 BCT	254 300:-	<input type="checkbox"/> LVI 1851 BCT	259 700:-

B. Select one option position 1, left of the main hob.

	Ref.	Price		Ref.	Price		Ref.	Price
Neutral countertop	<input type="checkbox"/>	0:-	Plancha/Teppan Yaki - 2.2 kW	<input type="checkbox"/> LAE 010 TPK	26 900:-	2 induction rings <i>Cannot be installed next to tradition cookplate.</i>	<input type="checkbox"/> LAE 020 I	23 600:-
1 Gas burner - 5 kW	<input type="checkbox"/> LAG 010 UR	11 600:-	Electric deepfryer 6 L - 3.3 kW	<input type="checkbox"/> LAE 413 FR	28 600:-	2 radiant rings <i>Cannot be installed next to tradition cookplate.</i>	<input type="checkbox"/> LAE 020 VTR	19 800:-
2 Gas burners - 3 kW	<input type="checkbox"/> LAG 020 R	12 000:-	Gas grill - 4 kw	<input type="checkbox"/> LAG 010 CKG	30 200:-	Electric grill - 2.5 kW	<input type="checkbox"/> LAE 010 CKG	31 100:-
2 Gas burners - 4 kW	<input type="checkbox"/> LAG 024 R	13 200:-	Multicooker	<input type="checkbox"/> LAE 010 CVA	36 300:-			

C. Select neutral cupboard or warming oven, position 2.

Neutral cupboard	<input type="checkbox"/> NCL 001	0:-	Vertical electric multifunction oven with grill (2.65 kW) <i>Not possible in combination with a deepfryer or multi-function cooktop</i>	<input type="checkbox"/> CTL 001	11 800:-	Warming cupboard <i>Impossible with deepfryer and multicooker</i>	<input type="checkbox"/> ETL 001	6 700:-
------------------	----------------------------------	------------	--	----------------------------------	-----------------	--	----------------------------------	----------------

D. Select one option position 3, right of the main hob.


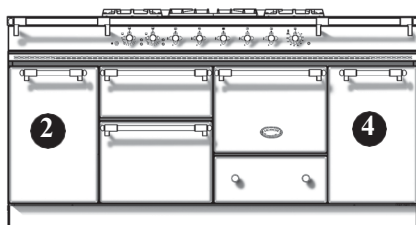
	Ref.	Price		Ref.	Price		Ref.	Price
Neutral countertop	<input type="checkbox"/>	0:-	Plancha/Teppan Yaki - 2.2 kW	<input type="checkbox"/> LAE 010 TPK	26 900:-	2 induction rings <i>Cannot be installed next to tradition cookplate.</i>	<input type="checkbox"/> LAE 020 I	23 600:-
1 Gas burner - 5 kW	<input type="checkbox"/> LAG 010 UR	11 600:-	Electric deepfryer 6 L - 3.3 kW	<input type="checkbox"/> LAE 413 FR	28 600:-	2 radiant rings <i>Cannot be installed next to tradition cookplate.</i>	<input type="checkbox"/> LAE 020 VTR	19 800:-
2 Gas burners - 3 kW	<input type="checkbox"/> LAG 020 R	12 000:-	Gas grill - 4 kw	<input type="checkbox"/> LAG 010 CKG	30 200:-	Electric grill - 2.5 kW	<input type="checkbox"/> LAE 010 CKG	31 100:-
2 Gas burners - 4 kW	<input type="checkbox"/> LAG 024 R	13 200:-	Multicooker	<input type="checkbox"/> LAE 010 CVA	36 300:-			

E. Select neutral cupboard or warming oven, position 4.

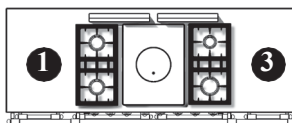
Neutral cupboard	<input type="checkbox"/> NCL 001	0:-	Vertical electric multifunction oven with grill (2.65 kW) <i>Not possible in combination with a deepfryer or multi-function cooktop</i>	<input type="checkbox"/> CTL 001	11 800:-	Warming cupboard <i>Impossible with deepfryer and multicooker</i>	<input type="checkbox"/> ETL 001	6 700:-
------------------	----------------------------------	------------	--	----------------------------------	-----------------	--	----------------------------------	----------------

F. Select colour finish, trims, nature of gas and/or voltage.

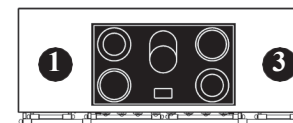
Color	Ref.	Price	Trims & handles	Ref.	Price	Height (adjustable)	Ref.	Price	Gas type/Voltage	Ref.	Price
Satin black	<input type="checkbox"/> Standard	0:-	Brass	<input type="checkbox"/> Standard	0:-	900/914 mm	LRF 18-900	<input type="checkbox"/> 3 900:-	LPG	<input type="checkbox"/>	
Other color	<input type="checkbox"/> LOC 1851	21 500:-	Chrome	<input type="checkbox"/> LF 1851 CR	5 400:-	915/929 mm	LRF 18-915	<input type="checkbox"/> 10 000:-	Natural gas	<input type="checkbox"/>	
Millesime colors	<input type="checkbox"/> LOC 1851 ML	28 200:-	Chrome mat	<input type="checkbox"/> LF 1851 CM	5 400:-	930/940 mm	Standard	<input type="checkbox"/> 0:-	230 V Single phase	<input type="checkbox"/>	
Designation			Brushed Stainless Steel	<input type="checkbox"/> LF 1851 S	5 400:-	945/959 mm	LRF 18-945	<input type="checkbox"/> 10 400:-	400 V Triple phase	<input type="checkbox"/>	
			Nickel	<input type="checkbox"/> LF 1851 N	5 400:-	960/974 mm	LRF 18-960	<input type="checkbox"/> 13 000:-	2X Single phase (> 9 kW)	<input type="checkbox"/>	2 800:-



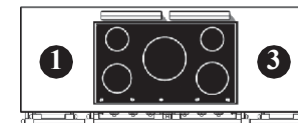
5-Gas burners
(LG)



Tradition
(LCF)



Radiant hob
5-rings
(LVTR)



Induction hob
5-rings
(LVI)

A. Select the hob configuration and oven type(s).

	Ref.	Price	Ref.	Price	Ref.	Price	Ref.	Price
1 electric oven w/broiler (2,4 kW) 1 gas oven (3,5 kW), 1 electric oven w/grill (2,2 kW)	<input type="checkbox"/> LG 1853 EG	216 800:-	<input type="checkbox"/> LCF 1853 EG	220 300:-				
1 electric oven w/broiler (2,4 kW) 2 electric ovens w/grill (2 x 2,2 kW)	<input type="checkbox"/> LG 1853 EE	215 700:-	<input type="checkbox"/> LCF 1853 EE	219 200:-	<input type="checkbox"/> LVTR 1853 E	239 000:-	<input type="checkbox"/> LVI 1453 E	247 200:-
1 electric oven w/broiler (2,4 kW) 1 gas oven (3,5 kW), 1 convection electric oven (2,65 kW)	<input type="checkbox"/> LG 1853 CTG	217 200:-	<input type="checkbox"/> LCF 1853 CTG	220 800:-				
1 electric oven w/broiler (2,4 kW) 1 electric oven (2,2kW), 1 convection electric oven (2,65 kW)	<input type="checkbox"/> LG 1853 ECT	216 200:-	<input type="checkbox"/> LCF 1853 ECT	219 700:-	<input type="checkbox"/> LVTR 1853 ECT	239 400:-	<input type="checkbox"/> LVI 1853 ECT	247 600:-
1 electric oven w/broiler (2,4 kW) 2 convection electric ovens (2,65 kW)	<input type="checkbox"/> LG 1853 CTCT	216 800:-	<input type="checkbox"/> LCF 1853 CTCT	220 300:-	<input type="checkbox"/> LVTR 1853 CTCT	240 000:-	<input type="checkbox"/> LVI 1853 CTCT	248 400:-

B. Select one option position 1, left of the main hob.

	Ref.	Price		Ref.	Price		Ref.	Price
Neutral countertop	<input type="checkbox"/>	0:-	Plancha/Teppan Yaki - 2.2 kW	<input type="checkbox"/> LAE 010 TPK	26 900:-	2 induction rings	<input type="checkbox"/> LAE 020 I	23 600:-
1 Gas burner - 5 kW	<input type="checkbox"/> LAG 010 UR	11 600:-	Electric deepfryer 6 L - 3.3 kW	<input type="checkbox"/> LAE 413 FR	28 600:-	2 radiant rings	<input type="checkbox"/> LAE 020 VTR	19 800:-
2 Gas burners - 3 kW	<input type="checkbox"/> LAG 020 R	12 000:-	Gas grill - 4 kw	<input type="checkbox"/> LAG 010 CKG	30 200:-	Electric grill - 2.5 kW	<input type="checkbox"/> LAE 010 CKG	31 100:-
2 Gas burners - 4 kW	<input type="checkbox"/> LAG 024 R	13 200:-	Multicooker	<input type="checkbox"/> LAE 010 CVA	36 300:-			

C. Select neutral cupboard or warming oven, position 2.

Neutral cupboard	<input type="checkbox"/> NCL 001	0:-	Vertical electric multifunction oven with grill (2.65 kW) <i>Not possible in combination with a deepfryer or multi-function cooktop</i>	<input type="checkbox"/> CTL 001	11 800:-	Warming cupboard	<input type="checkbox"/> ETL 001	6 700:-
						<i>Impossible with deepfryer and multicooker</i>		

D. Select one option position 3, right of the main hob.

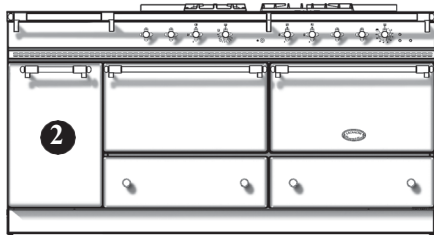
	Ref.	Price		Ref.	Price		Ref.	Price
Neutral countertop	<input type="checkbox"/>	0:-	Plancha/Teppan Yaki - 2.2 kW	<input type="checkbox"/> LAE 010 TPK	26 900:-	2 induction rings	<input type="checkbox"/> LAE 020 I	23 600:-
						<i>Cannot be installed next to tradition cookplate.</i>		
1 Gas burner - 5 kW	<input type="checkbox"/> LAG 010 UR	11 600:-	Electric deepfryer 6 L - 3.3 kW	<input type="checkbox"/> LAE 413 FR	28 600:-			
2 Gas burners - 3 kW	<input type="checkbox"/> LAG 020 R	12 000:-	Gas grill - 4 kw	<input type="checkbox"/> LAG 010 CKG	30 200:-	2 radiant rings	<input type="checkbox"/> LAE 020 VTR	19 800:-
						<i>Cannot be installed next to tradition cookplate.</i>		
2 Gas burners - 4 kW	<input type="checkbox"/> LAG 024 R	13 200:-	Multicooker	<input type="checkbox"/> LAE 010 CVA	36 300:-	Electric grill - 2.5 kW	<input type="checkbox"/> LAE 010 CKG	31 100:-

E. Select neutral cupboard or warming oven, position 4.


Neutral cupboard	<input type="checkbox"/> NCL 001	0:-	Vertical electric multifunction oven with grill (2.65 kW) <i>Not possible in combination with a deepfryer or multi-function cooktop</i>	<input type="checkbox"/> CTL 001	11 800:-	Warming cupboard	<input type="checkbox"/> ETL 001	6 700:-
						<i>Impossible with deepfryer and multicooker</i>		

F. Select colour finish, trims, nature of gas and/or voltage.


Color	Ref.	Price	Trims & handles	Ref.	Price	Height (adjustable)	Ref.	Price	Gas type/Voltage	Ref.	Price
Satin black	<input type="checkbox"/> Standard	0:-	Brass	<input type="checkbox"/> Standard	0:-	900/914 mm	LRF 18-900	<input type="checkbox"/> 3 900:-	LPG	<input type="checkbox"/>	
Other color	<input type="checkbox"/> LOC 1853	21 500:-	Chrome	<input type="checkbox"/> LF 1853 CR	5 400:-	915/929 mm	LRF 18-915	<input type="checkbox"/> 10 000:-	Natural gas	<input type="checkbox"/>	
Millesime colors	<input type="checkbox"/> LOC 1832 ML	28 200:-	Chrome mat	<input type="checkbox"/> LF 1853 CM	5 400:-	930/940 mm	Standard	<input type="checkbox"/> 0:-	230 V Single phase	<input type="checkbox"/>	
Designation			Brushed Stainless Steel	<input type="checkbox"/> LF 1853 S	5 400:-	945/959 mm	LRF 18-945	<input type="checkbox"/> 10 400:-	400 V Triple phase	<input type="checkbox"/>	
			Nickel	<input type="checkbox"/> LF 1853 N	5 400:-	960/974 mm	LRF 18-960	<input type="checkbox"/> 13 000:-	2X Single phase (> 9 kW)	<input type="checkbox"/>	2 800:-



3- Gas burners (LG)




4- Gas burners (LG)



Tradition (LCF)



Radiant hob 4-rings (LVTR)



Induction hob 3-rings (LVI)

A. Select the hob configuration and oven type(s).

	Ref.	Price	Ref.	Price	Ref.	Price	Ref.	Price	Ref.	Price
2 gas ovens (4 kW)	<input type="checkbox"/> LG 1832 GG-G	213 600:-	<input type="checkbox"/> LG 1842 GG-G	215 300:-	<input type="checkbox"/> LCF 1832 GG-G	218 500:-				
1 gas oven (4 kW) and 1 multifunction electric oven (2,95 kW)	<input type="checkbox"/> LG 1832 GCT-G	215 000:-	<input type="checkbox"/> LG 1842 GCT-G	216 600:-	<input type="checkbox"/> LCF 1832 GCT-G	219 800:-				
2 multifunction electric ovens (2,95 kW)	<input type="checkbox"/> LG 1832 CTCT-G	216 300:-	<input type="checkbox"/> LG 1842 CTCT-G	217 800:-	<input type="checkbox"/> LCF 1832 CTCT-G	221 000:-	<input type="checkbox"/> LVTR 1842 CTCT-G	231 900:-	<input type="checkbox"/> LVI 1832 CTCT-G	237 500:-

B. Select one option position 1, left of the main hob.

	Ref.	Price		Ref.	Price		Ref.	Price
Neutral countertop	<input type="checkbox"/>	0:-	Plancha/Teppan Yaki - 2.2 kW	<input type="checkbox"/> LAE 010 TPK	26 900:-	2 induction rings	<input type="checkbox"/> LAE 020 I	23 600:-
1 Gas burner - 5 kW	<input type="checkbox"/> LAG 010 UR	11 600:-	Electric deepfryer 6 L - 3.3 kW	<input type="checkbox"/> LAE 413 FR	28 600:-	2 radiant rings	<input type="checkbox"/> LAE 020 VTR	19 800:-
2 Gas burners - 3 kW	<input type="checkbox"/> LAG 020 R	12 000:-	Gas grill - 4 kW	<input type="checkbox"/> LAG 010 CKG	30 200:-	Electric grill - 2.5 kW	<input type="checkbox"/> LAE 010 CKG	31 100:-
2 Gas burners - 4 kW	<input type="checkbox"/> LAG 024 R	13 200:-	Multicooker	<input type="checkbox"/> LAE 010 CVA	36 300:-			

C. Select neutral cupboard or warming oven, position 2.

Neutral cupboard	<input type="checkbox"/> NCL 001	0:-	Vertical electric multifunction oven with grill (2.65 kW) <i>Not possible in combination with a deepfryer or multi-function cooktop</i>	<input type="checkbox"/> CTL 001	11 800:-	Warming cupboard <i>Impossible with deepfryer and multicooker</i>	<input type="checkbox"/> ETL 001	6 700:-
------------------	----------------------------------	------------	--	----------------------------------	-----------------	--	----------------------------------	----------------

D. Select one option position 3, left of the main hob.


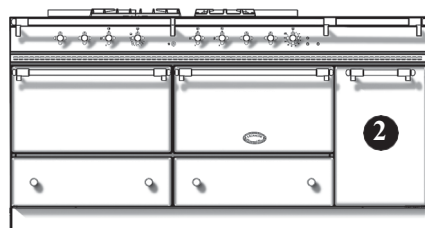
	Ref.	Price		Ref.	Price		Ref.	Price
Neutral countertop	<input type="checkbox"/>	0:-	2 Gas burners - 4 kW <i>Only possible next to LG and LCF and above electric ovens</i>	<input type="checkbox"/> LAG 024 R	13 200:-	2 induction rings <i>Only possible next to 2 gas burners or LVTR and LVI and above electric ovens</i>	<input type="checkbox"/> LAE 020 I	23 600:-
2 Gas burners - 3 kW <i>Only possible next to LG and LCF</i>	<input type="checkbox"/> LAG 020 R	12 000:-	Plancha/Teppan Yaki - 2.2 kW <i>Only possible next to 2 gas burners or LVTR and LVI and above electric ovens</i>	<input type="checkbox"/> LAE 010 TPK	26 900:-	2 radiant rings <i>Only possible next to 2 gas burners or LVTR and LVI and above electric ovens</i>	<input type="checkbox"/> LAE 020 VTR	31 100:-

E. Select one option position 4, right of the main hob.


	Ref.	Price		Ref.	Price		Ref.	Price
Neutral countertop	<input type="checkbox"/>	0:-	2 Gas burners - 4 kW <i>Only possible next to LG and LCF</i>	<input type="checkbox"/> LAG 024 R	13 200:-	2 induction rings <i>Only possible next to 2 gas burners or LVTR and LVI and above electric ovens</i>	<input type="checkbox"/> LAE 020 I	23 600:-
1 Gas burners - 5 kW <i>Only possible next to LG and LCF</i>	<input type="checkbox"/> LAG 010 UR	11 600:-	Plancha/Teppan Yaki - 2.2 kW <i>Only possible next to 2 gas burners or LVTR and LVI and above electric ovens</i>	<input type="checkbox"/> LAE 010 TPK	26 900:-	2 radiant rings <i>Only possible next to 2 gas burners or LVTR and LVI and above electric ovens</i>	<input type="checkbox"/> LAE 020 VTR	31 100:-
2 Gas burners - 3 kW <i>Only possible next to LG and LCF</i>	<input type="checkbox"/> LAG 020 R	12 000:-						

F. Select colour finish, trims, nature of gas and/or voltage.

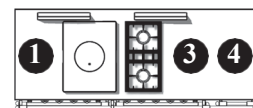
Color	Ref.	Price	Trims & handles	Ref.	Price	Height (adjustable)	Ref.	Price	Gas type/Voltage	Ref.	Price
Satin black	<input type="checkbox"/> Standard	0:-	Brass	<input type="checkbox"/> Standard	0:-	900/914 mm	LRF 18-900	<input type="checkbox"/> 3 900:-	LPG	<input type="checkbox"/>	
Other color	<input type="checkbox"/> LOC 1802	21 500:-	Chrome	<input type="checkbox"/> LF 1802 CR	5 400:-	915/929 mm	LRF 18-915	<input type="checkbox"/> 10 000:-	Natural gas	<input type="checkbox"/>	
Millesime colors	<input type="checkbox"/> LOC 1802 ML	28 200:-	Chrome mat	<input type="checkbox"/> LF 1802 CM	5 400:-	930/940 mm	Standard	<input type="checkbox"/> 0:-	230 V Single phase	<input type="checkbox"/>	
Designation			Brushed Stainless Steel	<input type="checkbox"/> LF 1802 S	5 400:-	945/959 mm	LRF 18-945	<input type="checkbox"/> 10 400:-	400 V Triple phase	<input type="checkbox"/>	
			Nickel	<input type="checkbox"/> LF 1802 N	5 400:-	960/974 mm	LRF 18-960	<input type="checkbox"/> 13 000:-	2X Single phase (> 9 kW)	<input type="checkbox"/>	2 800:-



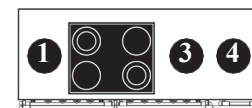
3- Gas burners
(LG)



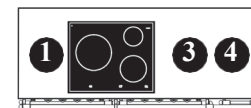
4- Gas burners
(LG)



Tradition
(LCF)



Radiant hob
4-rings
(LVTR)



Induction hob
3-rings
(LVI)

A. Select the hob configuration and oven type(s).

	Ref.	Price	Ref.	Price	Ref.	Price	Ref.	Price	Ref.	Price
2 gas ovens (4 kW)	<input type="checkbox"/> LG 1832 GG-D	213 600:-	<input type="checkbox"/> LG 1842 GG-D	215 300:-	<input type="checkbox"/> LCF 1832 GG-D	218 500:-				
1 gas oven (4 kW) and 1 multifunction electric oven (2,95 kW)	<input type="checkbox"/> LG 1832 GCT-D	215 000:-	<input type="checkbox"/> LG 1842 GCT-D	216 600:-	<input type="checkbox"/> LCF 1832 GCT-D	219 800:-				
2 multifunction electric ovens (2,95 kW)	<input type="checkbox"/> LG 1832 CTCT-D	216 300:-	<input type="checkbox"/> LG 1842 CTCT-D	217 800:-	<input type="checkbox"/> LCF 1832 CTCT-D	221 000:-	<input type="checkbox"/> LVTR 1842 CTCT-D	231 900:-	<input type="checkbox"/> LVI 1832 CTCT-D	237 500:-

B. Select one option position 4, right of the main hob.

	Ref.	Price		Ref.	Price		Ref.	Price
Neutral countertop	<input type="checkbox"/>	0:-	Plancha/Teppan Yaki - 2.2 kW	<input type="checkbox"/> LAE 010 TPK	26 900:-	2 induction rings	<input type="checkbox"/> LAE 020 I	23 600:-
1 Gas burner - 5 kW	<input type="checkbox"/> LAG 010 UR	11 600:-	Electric deepfryer 6 L - 3.3 kW	<input type="checkbox"/> LAE 413 FR	28 600:-	2 radiant rings	<input type="checkbox"/> LAE 020 VTR	19 800:-
2 Gas burners - 3 kW	<input type="checkbox"/> LAG 020 R	12 000:-	Gas grill - 4 kw	<input type="checkbox"/> LAG 010 CKG	30 200:-	Electric grill - 2.5 kW	<input type="checkbox"/> LAE 010 CKG	31 100:-
2 Gas burners - 4 kW	<input type="checkbox"/> LAG 024 R	13 200:-	Multicooker	<input type="checkbox"/> LAE 010 CVA	36 300:-			

C. Select neutral cupboard or warming oven, position 2.

Neutral cupboard	<input type="checkbox"/> NCL 001	0:-	Vertical electric multifunction oven with grill (2.65 kW) <i>Not possible in combination with a deepfryer or multi-function cooktop</i>	<input type="checkbox"/> CTL 001	11 800:-	Warming cupboard <i>Impossible with deepfryer and multicooker</i>	<input type="checkbox"/> ETL 001	6 700:-
------------------	----------------------------------	------------	--	----------------------------------	-----------------	--	----------------------------------	----------------

D. Select one option position 3, right of the main hob.


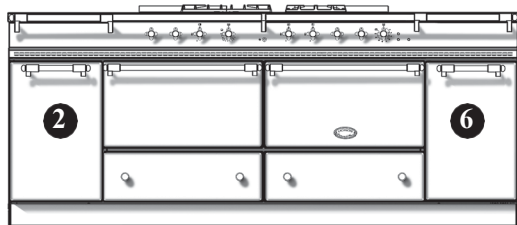
	Ref.	Price		Ref.	Price		Ref.	Price
Neutral countertop	<input type="checkbox"/>	0:-	2 Gas burners - 4 kW	<input type="checkbox"/> LAG 024 R	13 200:-	2 induction rings	<input type="checkbox"/> LAE 020 I	23 600:-
1 Gas burners - 5 kW <i>Only possible next to LG and LCF</i>	<input type="checkbox"/> LAG 010 UR	11 600:-	<i>Only possible next to LG and LCF</i>			<i>Only possible next to 2 gas burners or LVTR and LVI and above electric ovens</i>		
2 Gas burners - 3 kW <i>Only possible next to LG and LCF</i>	<input type="checkbox"/> LAG 020 R	12 000:-	Plancha/Teppan Yaki - 2.2 kW	<input type="checkbox"/> LAE 010 TPK	26 900:-	2 radiant rings	<input type="checkbox"/> LAE 020 VTR	19 800:-
			<i>Only possible next to 2 gas burners or LVTR and LVI and above electric ovens</i>			<i>Only possible next to 2 gas burners or LVTR and LVI and above electric ovens</i>		

E. Select one option position 1, left of the main hob.

	Ref.	Price		Ref.	Price		Ref.	Price
Neutral countertop	<input type="checkbox"/>	0:-	2 Gas burners - 4 kW	<input type="checkbox"/> LAG 024 R	13 200:-	2 induction rings	<input type="checkbox"/> LAE 020 I	23 600:-
			<i>Only possible next to LG and LCF</i>			<i>Only possible next to 2 gas burners or LVTR and LVI and above electric ovens</i>		
2 Gas burners - 3 kW <i>Only possible next to LG and LCF</i>	<input type="checkbox"/> LAG 020 R	12 000:-	Plancha/Teppan Yaki - 2.2 kW	<input type="checkbox"/> LAE 010 TPK	26 900:-	2 radiant rings	<input type="checkbox"/> LAE 020 VTR	19 800:-
			<i>Only possible next to 2 gas burners or LVTR and LVI</i>			<i>Only possible next to 2 gas burners or LVTR and LVI</i>		

F. Select colour finish, trims, nature of gas and/or voltage.

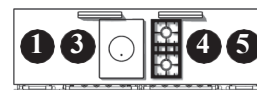
Color	Ref.	Price	Trims & handles	Ref.	Price	Height (adjustable)	Ref.	Price	Gas type/Voltage	Ref.	Price
Satin black	<input type="checkbox"/> Standard	0:-	Brass	<input type="checkbox"/> Standard	0:-	900/914 mm	LRF 18-900	<input type="checkbox"/> 3 900:-	LPG	<input type="checkbox"/>	
Other color	<input type="checkbox"/> LOC 1802	21 500:-	Chrome	<input type="checkbox"/> LF 1802 CR	5 400:-	915/929 mm	LRF 18-915	<input type="checkbox"/> 10 000:-	Natural gas	<input type="checkbox"/>	
Millesime colors	<input type="checkbox"/> LOC 1802 ML	28 200:-	Chrome mat	<input type="checkbox"/> LF 1802 CM	5 400:-	930/940 mm	Standard	<input type="checkbox"/> 0:-	230 V Single phase	<input type="checkbox"/>	
Designation			Brushed Stainless Steel	<input type="checkbox"/> LF 1802 S	5 400:-	945/959 mm	LRF 18-945	<input type="checkbox"/> 10 400:-	400 V Triple phase	<input type="checkbox"/>	
			Nickel	<input type="checkbox"/> LF 1802 N	5 400:-	960/974 mm	LRF 18-960	<input type="checkbox"/> 13 000:-	2X Single phase (> 9 kW)	<input type="checkbox"/>	2 800:-



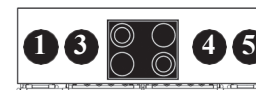
3- Gas burners (LG)



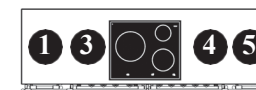
4- Gas burners (LG)



Tradition (LCF)



Radiant hob 4-rings (LVTR)



Induction hob 3-rings (LVI)

A. Select the hob configuration and oven type(s).

	Ref.	Price	Ref.	Price	Ref.	Price	Ref.	Price	Ref.	Price
2 gas ovens (4 kW)	<input type="checkbox"/> LG 2232 GG	260 600:-	<input type="checkbox"/> LG 2242 GG	262 000:-	<input type="checkbox"/> LCF 2232 GG	265 300:-				
1 gas oven (4 kW) and 1 multifunction electric oven (2,95 kW)	<input type="checkbox"/> LG 2232 GCT-D	262 000:-	<input type="checkbox"/> LG 2242 GCT-D	263 700:-	<input type="checkbox"/> LCF 2232 GCT-D	267 000:-				
2 multifunction electric ovens (2,95 kW)	<input type="checkbox"/> LG 2232 CTCT-D	263 200:-	<input type="checkbox"/> LG 2242 CTCT-D	264 800:-	<input type="checkbox"/> LCF 2232 CTCT-D	268 000:-	<input type="checkbox"/> LVTR 2242 CTCT-D	280 000:-	<input type="checkbox"/> LVI 2232 CTCT-D	282 700:-

B. Select one option position 1, left of the main hob.

	Ref.	Price		Ref.	Price		Ref.	Price
Neutral countertop	<input type="checkbox"/>	0:-	Plancha/Teppan Yaki - 2.2 kW	<input type="checkbox"/> LAE 010 TPK	26 900:-	2 induction rings	<input type="checkbox"/> LAE 020 I	23 600:-
1 Gas burner - 5 kW	<input type="checkbox"/> LAG 010 UR	11 600:-	Electric deepfryer 6 L - 3.3 kW	<input type="checkbox"/> LAE 413 FR	28 600:-	2 radiant rings	<input type="checkbox"/> LAE 020 VTR	19 800:-
2 Gas burners - 3 kW	<input type="checkbox"/> LAG 020 R	12 000:-	Gas grill - 4 kw	<input type="checkbox"/> LAG 010 CKG	30 200:-	Electric grill - 2.5 kW	<input type="checkbox"/> LAE 010 CKG	31 100:-
2 Gas burners - 4 kW	<input type="checkbox"/> LAG 024 R	13 200:-	Multicooker	<input type="checkbox"/> LAE 010 CVA	36 300:-			

C. Select neutral cupboard or warming oven, position 2.

Neutral cupboard	<input type="checkbox"/> NCL 001	0:-	Vertical electric multifunction oven with grill (2.65 kW) <i>Not possible in combination with a deepfryer or multi-function cooktop</i>	<input type="checkbox"/> CTL 001	11 800:-	Warming cupboard <i>Impossible with deepfryer and multicooker</i>	<input type="checkbox"/> ETL 001	6 700:-
------------------	----------------------------------	------------	--	----------------------------------	-----------------	--	----------------------------------	----------------

D. Select one option position 3, left of the main hob.

	Ref.	Price		Ref.	Price		Ref.	Price
Neutral countertop	<input type="checkbox"/>	0:-	2 Gas burners - 4 kW <i>Only possible next to LG and LCF</i>	<input type="checkbox"/> LAG 024 R	13 200:-	2 induction rings <i>Only possible next to 2 gas burners or LVTR and LVI and above electric ovens</i>	<input type="checkbox"/> LAE 020 I	23 600:-
2 Gas burners - 3 kW <i>Only possible next to LG and LCF</i>	<input type="checkbox"/> LAG 020 R	12 000:-	Plancha/Teppan Yaki - 2.2 kW <i>Only possible next to 2 gas burners or LVTR and LVI</i>	<input type="checkbox"/> LAE 010 TPK	26 900:-	2 radiant rings <i>Only possible next to 2 gas burners or LVTR and LVI</i>	<input type="checkbox"/> LAE 020 VTR	19 800:-

E. Select one option position 4, right of the main hob.

Neutral countertop	<input type="checkbox"/>	0:-	2 Gas burners - 4 kW <i>Only possible next to LG and LCF</i>	<input type="checkbox"/> LAG 024 R	13 200:-	2 induction rings <i>Only possible next to 2 gas burners or LVTR and LVI and above electric ovens</i>	<input type="checkbox"/> LAE 020 I	23 600:-
1 Gas burners - 5 kW <i>Only possible next to LG and LCF</i>	<input type="checkbox"/> LAG 010 UR	11 600:-	Plancha/Teppan Yaki - 2.2 kW <i>Only possible next to 2 gas burners or LVTR and LVI and above electric ovens</i>	<input type="checkbox"/> LAE 010 TPK	26 900:-	2 radiant rings <i>Only possible next to 2 gas burners or LVTR and LVI and above electric ovens</i>	<input type="checkbox"/> LAE 020 VTR	19 800:-
2 Gas burners - 3 kW <i>Only possible next to LG and LCF</i>	<input type="checkbox"/> LAG 020 R	12 000:-						

F. Select one option position 5, left of the main hob.

	Ref.	Price		Ref.	Price		Ref.	Price
Neutral countertop	<input type="checkbox"/>	0:-	Plancha/Teppan Yaki - 2.2 kW	<input type="checkbox"/> LAE 010 TPK	26 900:-	2 induction rings	<input type="checkbox"/> LAE 020 I	23 600:-
1 Gas burner - 5 kW	<input type="checkbox"/> LAG 010 UR	11 600:-	Electric deepfryer 6 L - 3.3 kW	<input type="checkbox"/> LAE 413 FR	28 600:-	2 radiant rings	<input type="checkbox"/> LAE 020 VTR	19 800:-
2 Gas burners - 3 kW	<input type="checkbox"/> LAG 020 R	12 000:-	Gas grill - 4 kw	<input type="checkbox"/> LAG 010 CKG	30 200:-	Electric grill - 2.5 kW	<input type="checkbox"/> LAE 010 CKG	31 100:-
2 Gas burners - 4 kW	<input type="checkbox"/> LAG 024 R	13 200:-	Multicooker	<input type="checkbox"/> LAE 010 CVA	36 300:-			

G. Select neutral cupboard or warming oven, position 6.

Neutral cupboard	<input type="checkbox"/> NCL 001	0:-	Vertical electric multifunction oven with grill (2.65 kW) <i>Not possible in combination with a deepfryer or multi-function cooktop</i>	<input type="checkbox"/> CTL 001	11 800:-	Warming cupboard <i>Impossible with deepfryer and multicooker</i>	<input type="checkbox"/> ETL 001	6 700:-
------------------	----------------------------------	------------	--	----------------------------------	-----------------	--	----------------------------------	----------------

H. Select colour finish, trims, nature of gas and/or voltage.

Color	Ref.	Price	Trims & handles	Ref.	Price	Height (adjustable)	Ref.	Price	Gas type/Voltage	Ref.	Price
Satin black	<input type="checkbox"/> Standard	0:-	Brass	<input type="checkbox"/> Standard	0:-	900/914 mm	LRF 22-900	<input type="checkbox"/> 4 700:-	LPG	<input type="checkbox"/>	
Other color	<input type="checkbox"/> LOC 2202	28 200:-	Chrome	<input type="checkbox"/> LF 2202 CR	9 100:-	915/929 mm	LRF 22-915	<input type="checkbox"/> 11 600:-	Natural gas	<input type="checkbox"/>	
Millesime colors	<input type="checkbox"/> LOC 2202 ML	38 200:-	Chrome mat	<input type="checkbox"/> LF 2202 CM	9 100:-	930/940 mm	Standard	<input type="checkbox"/> 0:-	230 V Single phase	<input type="checkbox"/>	
Designation			Brushed Stainless Steel	<input type="checkbox"/> LF 2202 S	9 100:-	945/959 mm	LRF 22-945	<input type="checkbox"/> 12 000:-	400 V Triple phase	<input type="checkbox"/>	
			Nickel	<input type="checkbox"/> LF 2202 N	9 100:-	960/974 mm	LRF 22-960	<input type="checkbox"/> 13 500:-	2X Single phase (> 9 kW)	<input type="checkbox"/>	2 800:-

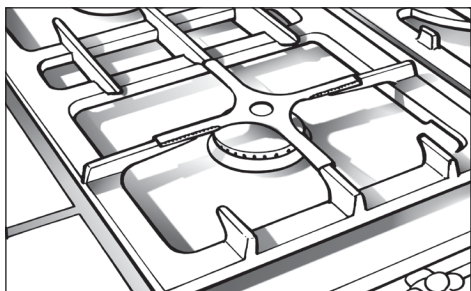
All models can be ordered as "Modern" look

OVEN VOLUMES AND INTERNAL DIMENSIONS



Type	kW. Size Cap.	Gas Oven	Electric Oven	Convection Oven	multifunction Oven	vertical multifunction Oven	Grill Oven	Low temperature Oven
Cormatin	kW Size Cap.	4 kW L.550x1.288 x PR.438 70 L			2.95 kW L.550x1.291 x PR.417 67 L			
Rully	kW Size Cap.				2.95 kW L.550x1.291 x PR.417 67 L		1.5 kW L.541 x1.115 x PR.422 27 L	
Beaune/ Bussy	kW Size Cap.	3.5 kW L.414x1.288 x PR.438 52 L	2.2 kW L.414x1.291 x PR.465 56 L			2.65 kW L.333 x1.458 x PR.425 65 L		
Cluny	kW Size Cap.	3.5 kW L.414x1.288 x PR.438 52 L	2.2 kW L.414x1.291 x PR.465 56 L	2.65 kW L.414x1.291 x PR.417 51 L				
Cluny Grand Chef	kW Size Cap.	7 kW L.900x1.305 x PR.455 137 L			5 kW L.880x1.305 x PR.405 112 L			
Chagny	kW Size Cap.	3.5 kW L.414x1.288 x PR.438 52 L	2.2 kW L.414x1.291 x PR.465 56 L	2.65 kW L.414x1.291 x PR.417 51 L			1.5 kW L.405 x1.115 x PR.422 20 L	
Volnay/ Vougeot	kW Size Cap.	4 kW L.550x1.288 x PR.438 70 L			2.95 kW L.550x1.291 x PR.417 67 L			0.95 kW L.328x1.452 x PR.535 79 L
Saulieu/ Savigny	kW Size Cap.	4 kW L.550x1.288 x PR.438 70 L			2.95 kW L.550x1.291 x PR.417 67 L	2.65 kW L.333 x1.458 x PR.425 65 L		
Chassagne/ Chambertin	kW Size Cap.	4 kW L.550x1.288 x PR.438 70 L			2.95 kW L.550x1.291 x PR.417 67 L			0.95 kW L.328x1.452 x PR.535 79 L
Cluny 1400	kW Size Cap.	3.5 kW L.414x1.288 x PR.438 52 L	2.2 kW L.414x1.291 x PR.465 56 L	2.65 kW L.414x1.291 x PR.417 51 L				0.95 kW L.328x1.452 x PR.535 79 L


Type	kW. Size Cap.	Gas Oven	Electric Oven	Convection Oven	multifunction Oven	vertical multifunction Oven	Grill Oven	Low temperature Oven
Cluny Grand Chef 1400	kW Size Cap.	7 kW L.880x1.305xPR.455 117L			5 kW L.880x1.305xPR.405 112L			
Chagny	kW Size Cap.	3.5 kW L.414x1.288xPR.438 52L	2.2 kW L.414x1.291xPR.465 56L	2.65 kW L.414x1.291xPR.417 51L			1.5 kW L.405x1.115xPR.422 20L	0.95 kW L.328x1.452xPR.535 79L
Sully	kW Size Cap.	4 kW L.550x1.288xPR.438 70L	2.9 kW L.550x1.291xPR.465 75L		2.95 kW L.550x1.291xPR.417 67L			
Fontenay	kW Size Cap.	4 kW L.550x1.288xPR.438 70L			2.95 kW L.550x1.291xPR.417 67L			0.95 kW L.328x1.452xPR.535 79L
Citeaux	kW Size Cap.	4 kW L.550x1.288xPR.438 70L			2.95 kW L.550x1.291xPR.417 67L	2.65 kW L.333x1.458xPR.425 65L		0.95 kW L.328x1.452xPR.535 79L
Cluny 1800	kW Size Cap.	3.5 kW L.414x1.288xPR.438 52L	2.2 kW L.414x1.291xPR.465 56L	2.65 kW L.414x1.291xPR.417 51L				0.95 kW L.328x1.452xPR.535 79L
Cluny Grand Chef 1800	kW Size Cap.	7 kW L.900x1.305xPR.455 137L			5 kW L.880x1.305xPR.405 112L			
Chagny 1800	kW Size Cap.	3.5 kW L.414x1.288xPR.438 52L	2.2 kW L.414x1.291xPR.465 56L	2.65 kW L.414x1.291xPR.417 51L			1.5 kW L.405x1.115xPR.422 20L	0.95 kW L.328x1.452xPR.535 79L
Sully 1800	kW Size Cap.	4 kW L.550x1.288xPR.438 70L			2.95 kW L.550x1.291xPR.417 67L			0.95 kW L.328x1.452xPR.535 79L
Sully 2200	kW Size Cap.	4 kW L.550x1.288xPR.438 70L			2.95 kW L.550x1.291xPR.417 67L			0.95 kW L.328x1.452xPR.535 79L



TRIVET.

To go above 1.5 kW, 3 kW and 4 kW burners to allow the use of small pans.

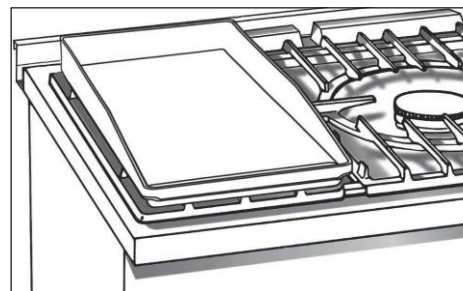
Ref.: 36LGR 600:-



LARGE TRIVET

To go above 5 kW burner and tradition plate hole to allow the use of small pans.

Ref.: 36LGRC 800:-

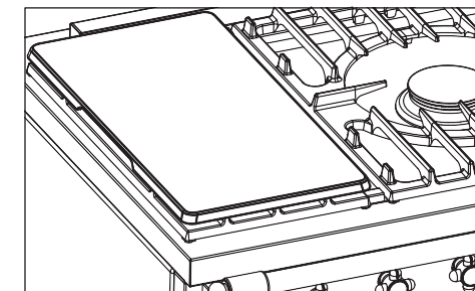


SMOOTH GRIDDLE PLATE.

Enamelled cast iron plate which sits over two burner set pan stand; it is ideal for English breakfasts, fried eggs, Welsh cakes etc. By adjusting each of the two burners, it is easy to fine-tune the heat of this sizeable plate.

Dimensions: 500 x 210 mm.

Ref.: 36GSL 5 800:-

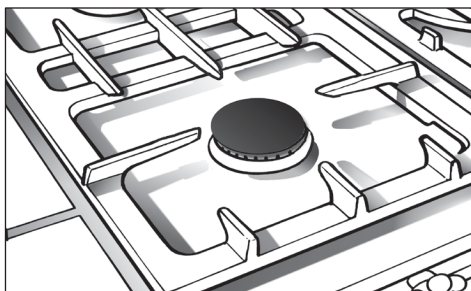


SIMMER PLATE.

This enamelled cast iron plate sits over a pair of gas burners in place of the pan support. It provides a gentle, constant heat that can be easily adjusted by changing the pan's position. Ideally suited for sauces and for keeping cooked food warm.

Dimensions: 510 x 260 mm.

Ref.: 36PML 4 400:-



BLACK ENAMEL CAPS FOR BURNERS TOPS.

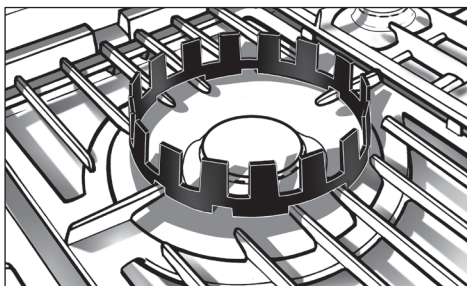
To be positionned on the burner tops.

Ref.: 36LCB 150 330:-

Ref.: 36LCB 300 350:-

Ref.: 36LCB 400 350:-


Ref.: 36LCB 500 380:-



WOK RING.

For supporting cookware with spherical bases. This accessory made of enamelled cast iron, supports wok bowl or similar utensils. It can sit over all gas burners (classic and traditional hobs).

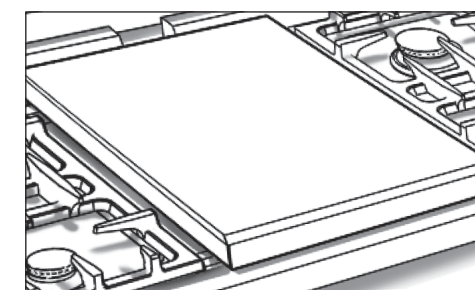
Ref.: 36LWK 2000:-



END-GRAIN CHOPPING BOARD.

This board fits over the Multi-cooker when not in use.

Ref.: 36LPB 5 800:-

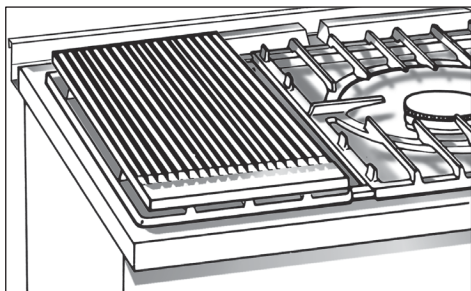


TRADITIONAL HOB COVER.

Stainless steel cover for Traditional hob when not in use.

Ref.: 36LCPC 4 700:-

ACCESSORIES & OPTIONAL EQUIPEMENTS



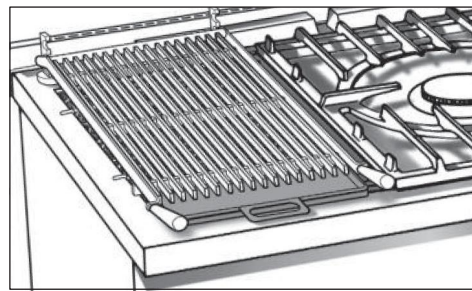
RIDGED GRIDDLE PLATE.

Enamelled cast iron ridged griddle plate which sits over two burner pan stand set; it is perfect for searing and then cooking through meats with the minimum of added fats.

The optimal heat for searing or cooking through can be obtained simultaneously on both ends of the plate by adjusting each of the two burners accordingly.

Dimensions: 510 x 260 mm.

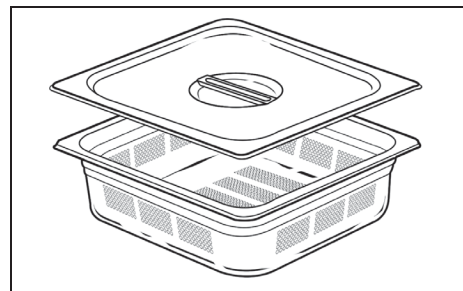
Ref.: 36GRL 4 300:-



CHARGRILL OPEN GRIL.

For using electric and gas grill as chargril. The chargrill open grill replaces the stainless steel original grill to allow juice dripping on the briquettes.

Ref.: 36LCKG 6 200:-



PERFORATED GASTRO CONTAINERS WITH LID. (for Multi-cooker - steaming)

These are for use in steaming food.

GN 1/3 - H.100 - Cap: 5.7 Litres

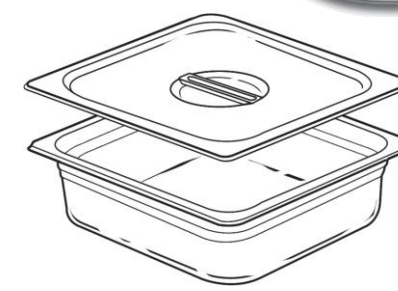
Dim : 325 x 176 mm

Ref.: 36BPGN 1/3 2 000:-

GN 2/3 - H.100 - Cap: 11.5 Litres

Dim : 354 x 325 mm

Ref.: 36BPGN 2/3 2 900:-



GASTRO CONTAINERS WITH LID. (for Multi-cooker - Bain Marie)

These are used as Bain Marie.

GN 1/6 - H.100 - Cap: 2.8 Litres

Dim : 176 x 162 mm

Ref.: 36BGN 1/6 1 200:-

GN 1/3 - H.100 - Cap: 5.7 Litres

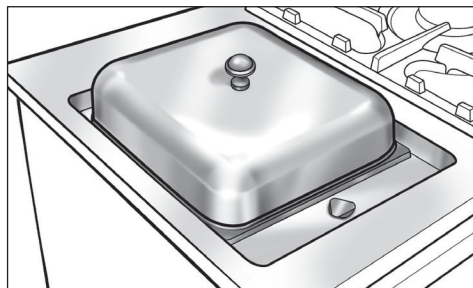
Dim : 325 x 176 mm

Ref.: 36BGN 1/3 1 600:-

GN 2/3 - H.100 - Cap: 11.5 Litres

Dim : 354 x 325 mm

Ref.: 36BGN 2/3 1 900:-




MULTI-COOKER DEEP COVER .

This cover allows to increase the capacity of the tray cavity.

The capacity is raised to 17 litres.

Ref.: 36LCVC 5 400:-



PASTA BASKETS.

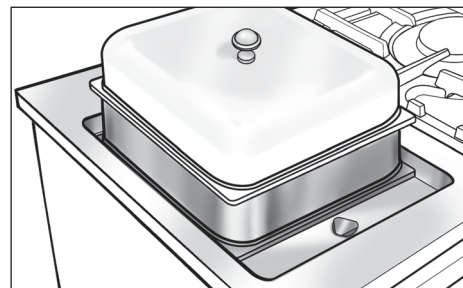
(for Multi-cooker - pasta boiling)

These permit vegetables and pasta to be cooked in the Multi-cooker.

Easy to handle, these perforated baskets allow water to drain.

Ref.: 36LPP2 2 400:-

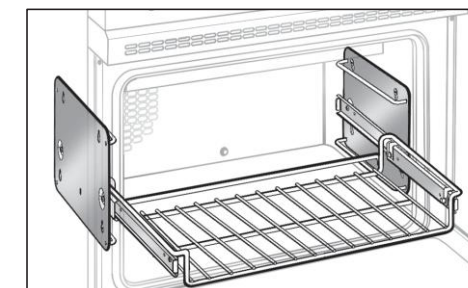
Ref.: 36LPP 4 2 800:-



MULTI-COOKER STACKABLE TRAY EXTENSIONS.

This extension is placed between the trays and gives the possibility to stack them in order to do multiple steam cooking.

Ref.: 36LFVC 4 500:-



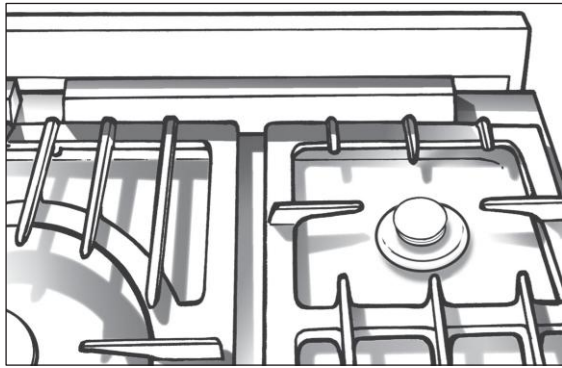
SLIDING RACK SUPPORT

Ref.: 36LGT 400 6 800:-

Ref.: 36LGT 530 7 300:-

Ref.: 36LGT 900 6 800:-

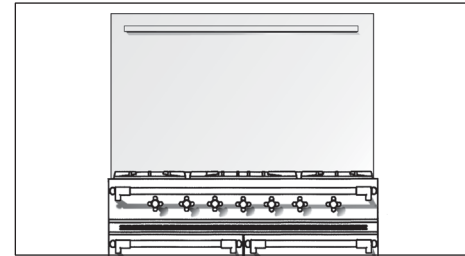
BACK STRIP



With the back strip in place, a 50 mm space remains between the range and the wall. The overall depth of the appliance (rail not included) then reaches 700 mm (an increase of 50 mm). The back strip prevents excessive heat transfer to the wall and makes cleaning easier. It is especially recommended for all ranges equipped with gas ovens or those with tiles on the wall above the cooker.

Range's width (mm)	Ref.		Price
700	36DSD 700	<input type="checkbox"/>	2 800:-
900	36DSD 900	<input type="checkbox"/>	2 800:-
1000	36DSD 1000	<input type="checkbox"/>	3 100:-
1100	36DSD 1100	<input type="checkbox"/>	3 100:-
1400	36DSD 1400	<input type="checkbox"/>	3 600:-
1500	36DSD 1500	<input type="checkbox"/>	3 600:-
1800	36DSD 1800	<input type="checkbox"/>	4 000:-
2200	36DSD 2200	<input type="checkbox"/>	6 000:-

BACKSPLASHES WITH UTENSIL RACKS

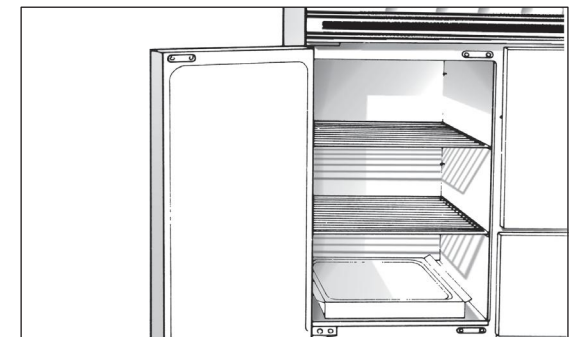


LCRD: height 720 mm.




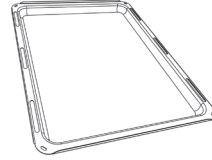

Range's width (mm)	Ref.		Price
700	39LCRD 700	<input type="checkbox"/>	5 400:-
900	39LCRD 900	<input type="checkbox"/>	6 000:-
1000	39LCRD 1000	<input type="checkbox"/>	6 700:-
1100	39LCRD 1100	<input type="checkbox"/>	7 000:-
1400	39LCRD 1400	<input type="checkbox"/>	9 100:-
1500	39LCRD 1500	<input type="checkbox"/>	11 200:-
1800	39LCRD 1800	<input type="checkbox"/>	12 300:-
2200	39LCRD 2200	<input type="checkbox"/>	12 300:-

WARMING CUPBOARD SIMMER OVEN

Our warming cupboards/simmer oven, providing they are not under a fryer or a Multi-cooker, can be specified as simmer ovens. These 84 litre ovens can be used for pre-heating dishes, slow cooking and keeping cooked food warm (internal dimensions: W 325 x H 495 x D 530 mm).



Ref.: ETL 001 6 700:-

	Oven racks				Trays				Rack for trays	
	Flat rack		Non-tilt rack		Classic		XL			
										
	Ref.	Price	Ref.	Price	Ref.	Price	Ref.	Price	Ref.	Price
Oven (550 x 288/438)		700:-		800:-		2 000:-		2 200:-		600:-
- Cormatin	36GFI 530 <input type="checkbox"/>		36GFA 530 <input type="checkbox"/>		36PLF 530 <input type="checkbox"/>		36PXL 530 <input type="checkbox"/>		36GT2 <input type="checkbox"/>	
- Volnay-Vougeot	36GFI 530 <input type="checkbox"/>		36GFA 530 <input type="checkbox"/>		36PLF 530 <input type="checkbox"/>		36PXL 530 <input type="checkbox"/>		36GT2 <input type="checkbox"/>	
- Chambertin - Chassagne	36GFI 530 <input type="checkbox"/>		36GFA 530 <input type="checkbox"/>		36PLF 530 <input type="checkbox"/>		36PXL 530 <input type="checkbox"/>		36GT2 <input type="checkbox"/>	
- Saulieu - Savigny - Sully	36GFI 530 <input type="checkbox"/>		36GFA 530 <input type="checkbox"/>		36PLF 530 <input type="checkbox"/>		36PXL 530 <input type="checkbox"/>		36GT2 <input type="checkbox"/>	
- Fontenay - Cîteaux	36GFI 530 <input type="checkbox"/>		36GFA 530 <input type="checkbox"/>		36PLF 530 <input type="checkbox"/>		36PXL 530 <input type="checkbox"/>		36GT2 <input type="checkbox"/>	
Oven (414 x 288/438)				500:-		1 100:-				500:-
- Cluny - Chagny			36GFA 400 <input type="checkbox"/>		36PLF 400 <input type="checkbox"/>				36GT1 <input type="checkbox"/>	
- Beaune - Bussy			36GFA 400 <input type="checkbox"/>		36PLF 400 <input type="checkbox"/>				36GT1 <input type="checkbox"/>	
Vertical oven				500:-		1 100:-				700:-
- Saulieu - Savigny			36GFA 325 <input type="checkbox"/>		36PLF 325 <input type="checkbox"/>				36GT3 <input type="checkbox"/>	
- Cîteaux			36GFA 325 <input type="checkbox"/>		36PLF 325 <input type="checkbox"/>				36GT3 <input type="checkbox"/>	
- Beaune-Bussy			36GFA 325 <input type="checkbox"/>		36PLF 325 <input type="checkbox"/>				36GT3 <input type="checkbox"/>	
Cupboard	36GFI 530 <input type="checkbox"/>		36GFA 320 <input type="checkbox"/>		36PLF 530 <input type="checkbox"/>					



For grilling and roasting meats and fish, nothing comes close to the convenience and performance of the salamander. This is also true for the browning of gratins or desserts: the salamander is second to none for turning out perfect 'crèmes brûlées', topped with the traditional caramelised sugar crust.

The electric revolving spit makes grilling and roasting in the genuine French tradition a breeze.

The salamander is wall-mounted. It is available in stainless steel, black or in a choice of enamelled colours.

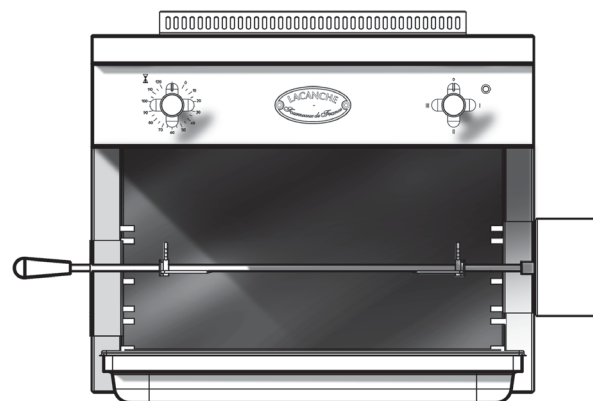
- Salamander electric grill with wall-mounting bracket.
- Nominal power: 3 kW.
- Power supply: 230/240 V.
- Integrated timer (0 -120 minutes).
- Adjustable 3 kW heating element with removable heat protection for cleaning.
- Power supply cable included (without plug).
- Wall-mounting bracket included.
- Adjustable rack (4 different heights) for 1/1 'Gastronorm', sized dishes.
- A 60 mm deep 1/1 'Gastronorm' pan and a grill insert are supplied with the salamander.

- Dimensions (mm): W550 x H 475 x D 500.
- Revolving spit with rack-mounted stand.
- The electric spit is supplied with standard power cable and plug.
- Supplied with adjustable forks for securing joints in place.

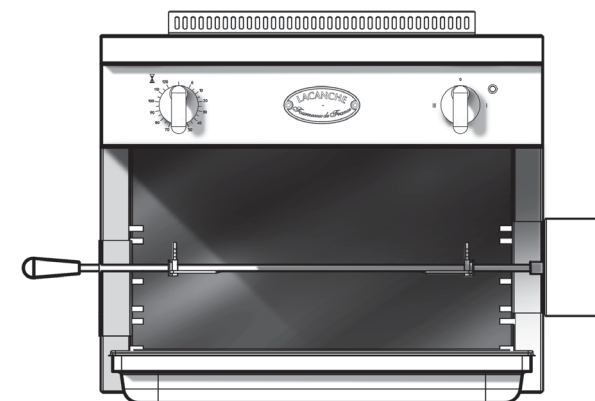
W550 x H 475 x D 500 mm

- **Finition "Classic" :**
 - Black enamel
 - Knobs finish in brass, chrome or brushed steel
- **Specials finitions:**
 - Other colours and stainless steel
- **Finition "Modern" :**
 - Stainless-steel
 - Knobs finish chrome or brushed steel
- **Specials finitions:**
 - Black enamel and other colours

"Classic"



"Modern"



Ref.

Price

Ref.

Price


38LSE 610 TB

39 400:-

38LMSE 610 TB


39 400:-

GAS



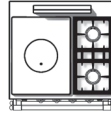
3- Gas burners

- 1 x 5kW-Gas burner
- 1 x 3kW-Gas burner
- 1 x 1,5kW-Gas burner
- Electric ignition and thermo-ignition protection on all burners.



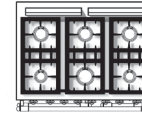
4- Gas burners

- 1 x 4kW-Gas burner
- 2 x 3kW-Gas burner
- 1 x 1,5kW-Gas burner
- Electric ignition and thermo-ignition protection on all burners.



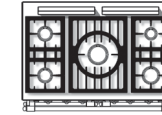
Tradition

- 1 Glühplatte auf 5-kW-Gas burner
- 1 x 3kW-Gas burner
- 1 x 1,5kW-Gas burner
- Electric ignition and thermo-ignition protection on all burners.



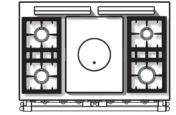
6-Gas burners

- 1 x 4kW-Gas burner
- 3 x 3kW-Gas burner
- 2 x 1,5kW-Gas burner
- Electric ignition and thermo-ignition protection on all burners.



5-Gas burners


- 1 x 5kW-Gas burner
- 2 x 3kW-Gas burner
- 1 x 1,5kW-Gas burner
- 1 x 4kW-Gas burner
- Electric ignition and thermo-ignition protection on all burners.



Tradition

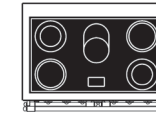
- 1 x 5-kW-Gas burner
- 2 x 3kW-Gas burner
- 1 x 1,5kW-Gas burner
- 1 x 4kW-Gas burner
- Electric ignition and thermo-ignition protection on all burners.

RADIANT BURNERS



**Radiant hob
4-rings**

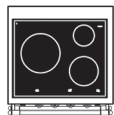
- Radiant cooking zones
- 2 cooking zones 2100 W Ø210 mm
- 2 cooking twin zones 1000/2100 W Ø140 / 210 mm
- Residual heat indicator



**Radiant hob
5-rings**

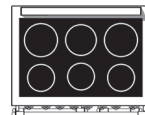
- Radiant cooking zones
- 2 cooking zones 2100 W Ø210 mm
- 2 cooking twin zones 1000/2100 W Ø140 / 210 mm
- 1 central zone 2,2 kW 170 x 265 mm
- Residual heat indicator

INDUCTION BURNERS



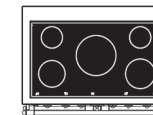
**Induction hob
3-rings**

- 1 Induction cooking zone Ø145 mm w/ 1,4 kW and booster 1,8 kW
- 1 Induction cooking zone Ø200 mm w/ 1,85 kW and booster 2,5kW
- 1 Induction cooking zone Ø270 mm w/ 2,4 kW and booster 3,3kW
- Residual heat indicator
- Rotating knob controls



**Induction hob
6-rings**

- 3 Cooking zones à induction Ø 175 mm, w/ une de 1,4 kW and booster (2,1kW)
- 1 Induction cooking zone Ø 200 mm, w/ une de 1,4 kW and booster (2,0 kW)
- 2 Induction cooking zones Ø 215 mm, w/ une de 2,3 kW and booster (3,0 kW)
- Residual heat indicator
- Child lock
- Automatic power adjustment
- Keep warm (70°C)
- «Bridge» (center)
- Cooking accelerator
- Maximum operating time depending on setting



**Induction hob
5-rings**

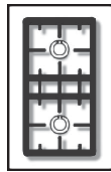
- 1 Induction cooking zone Ø145 mm, w/ 1,4 kW and booster (1,8 kW), rear left
- 1 Induction cooking zone Ø180 mm, w/ 1,85 kW and booster (2,5 kW), front left
- 1 Induction cooking zone Ø270 mm, w/ 2,4 kW and booster (3,3 kW), center
- 1 Induction cooking zone Ø145 mm, w/ 1,4 kW and booster (1,8 kW), rear right
- 1 Induction cooking zone Ø200 mm, w/ 1,85 kW and booster (2,5 kW), front right
- Residual heat indicator
- Rotating knob controls



Gas burner

- Ultra rapid 5 kW burner.
- Electric ignition and thermo-couple security.
- Enamelled cast iron pan stands.
- Burner hat in brass
- Ideal for wok cooking.

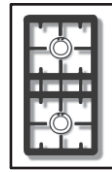
LAG 010 UR



Gas burner

- 2 x 3 kW intensive use burner.
- Electric ignition and thermo-couple security.
- Enamelled cast iron pan stands.
- Burner hat in brass.

LAG 020 R



Gas burner

- 2 x 4 kW intensive use burner.
- Electric ignition and thermo-couple security.
- Enamelled cast iron pan stands.
- Burner hat in brass.

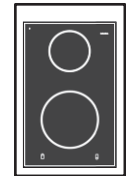
LAG 024 R



2 radiant rings

- Vitroceramic hob.
- 2 radiant rings:
 - 1 x 2.1 kW ring Ø210 mm
 - 1 x 2.1 kW double ring Ø 140/210 mm.
- Variant power central.
- Residual heat warning light.

LAE 020 VTR



2 induction rings

- Vitroceramic hob.
- 2 induction rings:
 - 1 x 2.2 kW, booster 3.0 kW (Ø210 mm).
 - 1 x 1.4 kW (Ø 145 mm).
- Residual heat warning light.

LAE 020 I



Plancha/Teppan yaki

- Electric grill.
- Cooking surface: 245 x 460 mm, 2.2 kW.
- Flat chrome covered steel plate.
- Thermostat 50/250° C.
- Thermal security cut out.
- Delivered with a scraper.
- Stainless steel lid.

LAE 010 TPK

577.5



Electric grill

- Electric grill.
- Cooking surface: 260 x 405 mm, 3.5 kW.
- Stainless steel lid.
- Stainless steel cooking grid.
- Variable power control.
- The waterlight well collects the grease during cooking allowing for easy cleaning.
- Can be used with or without lava rock.

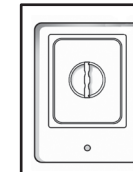
LAE 010 CKG



Gas grill

- Chargrill 4 kW.
- Cooking surface: 260 x 460 mm.
- Supplied with enamelled V type griddle.

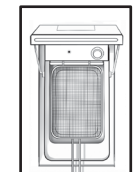
LAG 010 CKG



Multi-cooker

- Electric multicooker, 3 modes: steamer, bain marie, pasta boiler.
- Pressed stainless steel tank capacity: 12 litres with draining hose and overflow.
- Heating element unit: 3.5 kW.
- Water level safety thermostat.
- Supplied with a GN 2/3 perforated container and its lid.
- Supplied with a waste liquid connection kit.

LAE 010 CVA



Electric deep fryer

- Electric fryer, high capacity: 6 litres, 3.3 kW.
- Pressed stainless steel tank with cold zone and oil outlet.
- Thermostat 100/175°C and safety thermostat.
- Removable heating element unit, allowing an easy cleaning.
- Stainless steel lid.
- Supplied with a basket.

LAE 413 FR

670

750

UGNARNAS PLACERING



Static electric oven with grill = Vanlig elugn

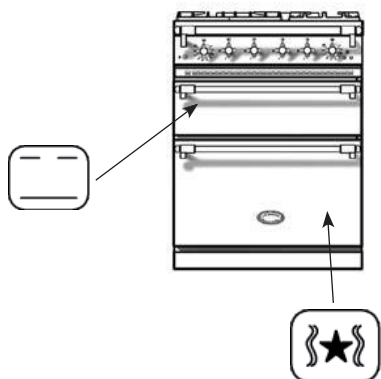


Convection electric oven with grill = Varmluftsgugn



Dual function static/convection electric oven = Kan växlas mellan vanlig ugn eller varmluftsgugn med switch

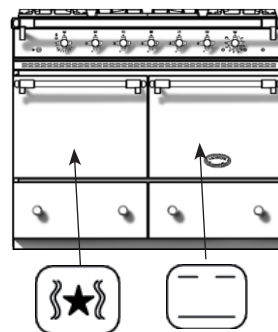
Rully



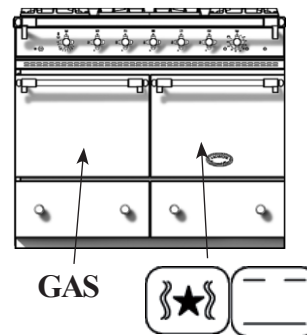
Cluny

(Går att få med 2x gasugn. 1052G)

1052 ECT

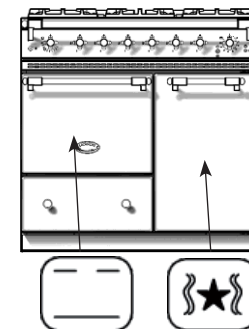


1052 GE/GCT



Beaune/Bussy

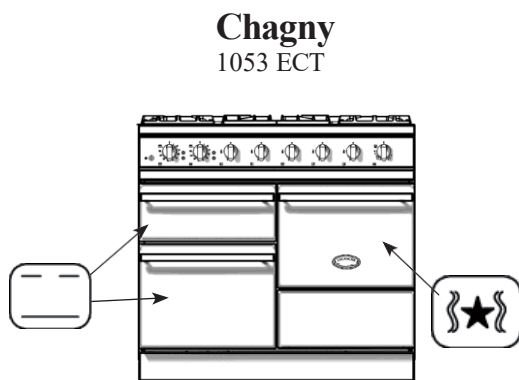
Vertikal alltid dualfunction



Chagny

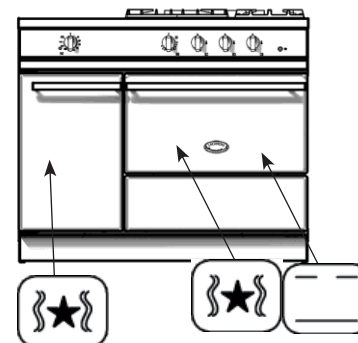
(Finns även med keramikhäll.)

1053 ECT



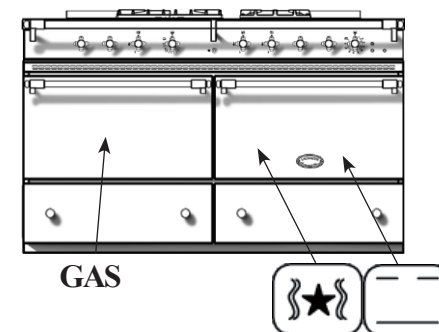
Saulieu/Savigny

Vertikal alltid dualfunction




Sully

(Går att få med 2x gasugn. LG1432G).




ENAMEL COLORS




White




Ivory



Frangipane



Marron glacé



Chocolate



Portuguese blue



French blue



Armor




Lime green




Sologne green




Stainless steel



Black



Burgundy red



Anthracite




Cherry red



Earthenware Gray




Olive green



Dark green




Anise green



Eggplant




Teal blue



Chantilly



Delft blue



Rose Quartz



Black Gloss



Slate grey




Provence yellow



Mandarin



Coral blue



Terracotta



English Cream



Green silica

Millesime - Colors

